

UNIVERSITY OF HOHENHEIM

FACULTY OF BUSINESS, ECONOMICS AND SOCIAL SCIENCES



HOHENHEIM DISCUSSION PAPERS
IN BUSINESS, ECONOMICS AND SOCIAL SCIENCES

Institute of Economics

DISCUSSION PAPER 19-2016


**HIGHER EDUCATION AND THE
FALL AND RISE OF INEQUALITY**

Klaus Prettner

University of Hohenheim

Andreas Schaefer

ETH Zurich



www.wiso.uni-hohenheim.de

Discussion Paper 19-2016

Higher education and the fall and rise of inequality

Klaus Prettnner, Andreas Schaefer

Download this Discussion Paper from our homepage:

<https://wiso.uni-hohenheim.de/papers>

ISSN 2364-2076 (Printausgabe)
ISSN 2364-2084 (Internetausgabe)

Die Hohenheim Discussion Papers in Business, Economics and Social Sciences dienen der schnellen Verbreitung von Forschungsarbeiten der Fakultät Wirtschafts- und Sozialwissenschaften. Die Beiträge liegen in alleiniger Verantwortung der Autoren und stellen nicht notwendigerweise die Meinung der Fakultät Wirtschafts- und Sozialwissenschaften dar.

Hohenheim Discussion Papers in Business, Economics and Social Sciences are intended to make results of the Faculty of Business, Economics and Social Sciences research available to the public in order to encourage scientific discussion and suggestions for revisions. The authors are solely responsible for the contents which do not necessarily represent the opinion of the Faculty of Business, Economics and Social Sciences.

Higher education and the fall and rise of inequality

Klaus Prettnner^a and Andreas Schaefer^b

a) University of Hohenheim
Institute of Economics
Schloss, Osthof-West
70593 Stuttgart, Germany
email: klaus.prettner@uni-hohenheim.de

b) CER-ETH
Center of Economic Research at ETH Zurich
Zürichbergstrasse 18
CH-8092 Zurich
email: aschaefer@ethz.ch

Abstract

We investigate the effect of higher education on the evolution of inequality. In so doing we propose a novel overlapping generations model with three social classes: the rich, the middle class, and the poor. We show that there is an initial phase in which no social class invests in higher education of their children such that inequality is driven by bequests. Once a certain income threshold is surpassed, the rich start to invest in higher education of their children, which partially crowds out bequests and thereby reduces income inequality and inheritance flows in the short run. The better educated children of the rich, however, enjoy higher incomes such that inequality starts to rise again. As time goes by, the middle class and potentially also the poor start to invest in higher education. As the economy proceeds toward a balanced growth path, educational differences between social groups and thus inequality decline again. We argue that (1) the proposed mechanism has the potential to explain the U-shaped evolution of income inequality and inheritance flows in rich countries as well as the differential investments in higher education by richer and poorer households, (2) the currently observed increase in inequality is likely to level off in the future.

JEL classification: I23, I24, I25, O11, O41.

Keywords: Higher education, inequality, growth regime switch, middle income trap, Piketty curve.

The main force pushing toward reduction in inequality has always been the diffusion of knowledge and the diffusion of education.

(Thomas Piketty)

1 Introduction

The most salient features of the evolution of income inequality *and* inheritance flows in industrialized countries throughout the last century are i) relatively high income inequality and high inheritance flows as a share of total income at the beginning of the 20th Century; ii) a substantial drop of both variables after World War II; iii) a relatively constant level throughout the 1950s, 1960s, and 1970s, i.e., for around one generation; and vi) strongly rising income inequality and inheritance flows thereafter (Atkinson et al., 2011; Piketty and Saez, 2003; Piketty, 2014; Piketty and Zucman, 2015; Alvaredo et al., 2015). This pattern is depicted for the United States, Germany, and the United Kingdom in Figure 1 as the evolution of the top 10% income share.¹ Many explanations for this pattern have been proposed: the disruptions of World War II had a negative impact on wealth, while substantial inheritance taxes and high marginal income tax rates in the period 1950-1970 exacerbated the drop in inequality and in inheritance flows after World War II. As far as the increase in inequality and in inheritance flows from the late 1980s onwards is concerned, potential explanations range from decreases in marginal income tax rates and inheritance taxes (particularly in the United States and the United Kingdom), via skill-biased technological change, which disproportionately benefited the well-educated, to a decrease in population growth, which increased the concentration of bequests, and finally to globalization, which put pressure on low incomes because low-skilled labor intensive production has often been outsourced to low-wage countries (see Acemoglu, 2002; Elsby et al., 2013; Piketty, 2014, for different arguments).

We propose a complementary mechanism that provides a candidate explanation for the joint U-shaped evolution of income inequality and inheritance flows throughout the 20th Century. The central driving force is the increase in costly higher education after World War II, where the most wealthy groups were the first to be able to invest massively in higher education of their children. This slows down intergenerational wealth accumulation among the rich because household's resources are re-allocated away from bequests (physical capital accumulation) toward higher education (human capital accumulation). The fact that a substantial amount of time elapses between education and labor market entry implies that inheritance flows and income inequality are reduced for a certain amount of time (cf. Piketty, 2014; Alvaredo et al., 2015). However, the increase in the skills of the children of the rich raises their income once that they enter the labor market leading to a steeper age-income profile later on in their lives. Consequently, after around one

¹The U-shaped evolution of inheritances for Germany, France, the United Kingdom, and the United States is documented in Alvaredo et al. (2015) and for France, Germany, and the United Kingdom in Piketty and Zucman (2015).

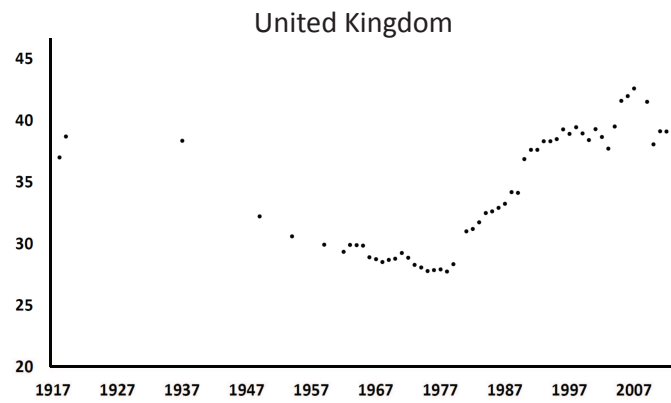
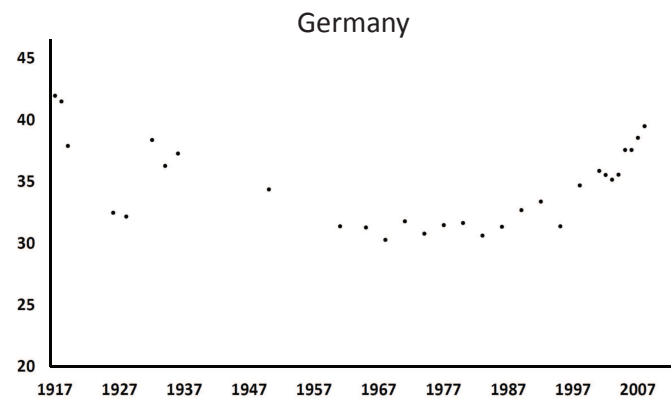
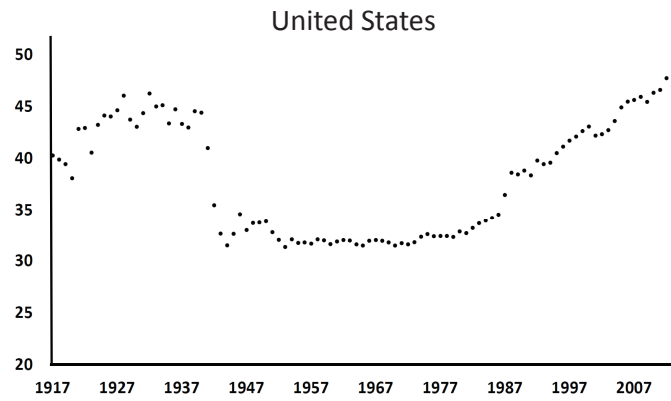


Figure 1: Share of total income of the richest 10% in the United States, Germany and the United Kingdom (excluding capital gains).

generation, income inequality starts to rise again. We show that our mechanism has the potential to explain (part of) the observed evolution of income inequality and inheritance flows in industrialized countries in the second half of the 20th Century and in the first decade of the 21st Century.

The increase in the importance of higher education on which our model relies is highly visible in the data for the United States and the timing coincides with the timing that our model implies: While in 1940 only 4.6% of the population above the age of 25 had a college degree, 32% did so in the year 2015 (United States Census Bureau, 2015). As far as the joint evolution of income inequality and higher educational attainment between the different income groups is concerned, the predicted pattern of our model is also consistent with the data as reported by The Pell Institute (2015). They show that in 1970, 40% of the dependent members of families in the top income quartile had a Bachelor's degree by the age of 24. This number almost doubled to 77% in 2013. In the second highest income quartile, 15% of dependent family members had a Bachelor's degree in 1970, which more than doubled to 34% in 2013. In the lowest income quartile, however, only 6% of the dependent family members had a Bachelor's degree in 1970 and the number barely rose over time to 9% in 2013.

We conceptualize the outlined mechanism by assuming that there are three social classes, the rich, the middle class, and the poor. Initially, economic development and inequality are both driven by the accumulation of physical capital because the rich are able to save more due to subsistence consumption needs and lower incomes of the other two social classes. During this stage of economic development, which we call the *neoclassical regime*, investments in higher education are not yet widespread because higher education for the children is seen as a luxury good from the perspective of households. However, at some point in time an income threshold is surpassed, above which the rich start to invest in higher education of their children and correspondingly they reduce the savings rate and therefore the accumulation of wealth (physical capital accumulation). In the aftermath of the regime switch to the *high-skill regime*, income inequality and inheritance flows decline because high-skilled human capital accumulation of the children is costly for the parents, while the children do not yet supply their skills on the labor market. This phase lasts for around one generation. Afterwards income inequality rises again because the better educated children of the rich earn higher incomes, are thus able to bequeath more wealth to their offspring and are also able to invest more in their children's education than the less well educated children of the middle class and the poor. Subsequently, also the income levels of the middle class and potentially also those of the poor surpass the threshold levels above which investments in their children's higher education becomes a utility-maximizing strategy.

This mechanism gives rise to a candidate explanation of the observed U-shaped evolution of income inequality and inheritance flows. In contrast to Piketty (2014), however, we argue that the top income share does not approach 1 in the long-run. If all social classes manage to transit to the high-skill regime, the growth rates of human capital converge

between the rich, the middle class, and the poor in the long run, such that inequality declines again and the top income share settles at a level substantially below 1. Crucial for the emergence of declining inequality, though, is that all social classes switch to the high-skill regime. As we show, this is by no means guaranteed because the poor essentially face a risk of being disconnected from the growth process.

The following articles are closely related conceptually and/or content-wise. Galor and Moav (2006) analyze the historical demise of the capitalist-worker class structure in an overlapping generations model with intergenerational transfers and public education. They show that the increasing importance of human capital in production after the Industrial Revolution led to a cooperation between capitalists and workers in the sense that capitalists started to support public education for the masses. The central reason for doing so is the complementarity between skills and physical capital in the sense that a better educated workforce raises the rate of return on physical capital. In a related paper, Galor et al. (2009) show how inequality in landownership adversely affected the emergence of institutions that promote basic education during the Industrial Revolution. The reason is that, due to a lower degree of complementarity between human capital and land (as compared to human capital and physical capital), landowners are interested in a reduction of the mobility of rural workers who might otherwise move to cities and work in factories. Consequently, they oppose mass education. In countries, where landownership is very unequal, the theory of Galor et al. (2009) implies that the adverse effect of education on landowners is very strong such that they have a stronger incentive to oppose mass education. Altogether, and consistent with the empirical evidence, countries with a higher inequality in landownership got surpassed by countries with a lower degree of inequality in landownership during the process of industrialization. These frameworks successfully explain patterns in the emergence of publicly funded basic education for the masses and the connection between education and inequality from a historical perspective. Galor and Zeira (1993) show that initial wealth disparities matter for the long-run distribution of incomes if capital markets are imperfect and there are indivisibilities in education investments. In so doing they add another explanation for the emergence of a Kuznets curve, i.e., increasing inequality first and then decreasing inequality in the course of economic development. In contrast to these papers, we are more concerned with the connection between higher education, which gained importance in the second half of the 20th Century, and the patterns of inequality after World War II. We therefore focus on the next phase of increasing inequality throughout the period 1980-2010 and also show that, under certain circumstances, inequality might decline again in the future.² Related to the recent increase in inequality, Böhm et al. (2015) develop a very interesting endogenous directed technical change model to analyze the extent to which low-skilled workers benefit from trickle-down effects of public education policies that are targeted toward the high-skilled

²In an interesting article, Galor and Tsiddon (1997) focus on a different question and investigate the interactions between technological inventions and inequality. They show that periods with a lot of inventions go hand in hand with high inequality but also high intergenerational mobility, while periods of innovations are associated with lower inequality but also with lower intergenerational mobility.

workers. They show that such policies reduce the wages of low-skilled workers and raise inequality in the short run, while they are beneficial to low-skilled workers in the long run. While Böhm et al. (2015) consider an exogenous distribution of skilled and unskilled households, in our setting the switch from the neoclassical regime to investments in higher education and thus the distribution of skills is endogenous. Moreover, this regime switch is the central mechanism behind the U-shaped evolution of inequality over time. Finally, by construction, Böhm et al. (2015) focus on the episode of increasing inequality, while our paper addresses the whole U-shaped pattern in the joint evolution of inequality and inheritances. For the sake of clarity, however, we switch off the channel of skill-biased technical change.

The paper is organized as follows: Section 2 describes the model, Section 3 analyzes the dynamics, Section 4 illustrates the model solution by means of a numerical example, and Section 5 concludes and describes potential policy measures to reduce income inequality and its negative economic effects.

2 The model

We follow the standard strategy to illustrate a particular mechanism by deliberately switching off the other potential explanations for the evolution of income inequality and inheritance flows. The advantage of doing so is that the effect of higher education is not obscured by other influences. Of course, this does not imply that we believe that our mechanism is able to explain the whole pattern.

Consider a small open economy populated by a continuum of individuals belonging to overlapping generations. Time is discrete, indexed by t , and ranges from 0 to ∞ . A large number of firms produce aggregate output Y_t with physical capital K_t and human capital $H_{Y,t}$ using a constant returns to scale technology of the Cobb-Douglas type

$$Y_t = AK_t^\alpha H_{Y,t}^{1-\alpha}, \quad (1)$$

with $A > 0$ being total factor productivity (TFP) and $\alpha \in (0, 1)$ denoting the elasticity of output with respect to physical capital. Perfect competition implies that equilibrium rates of reward are given by

$$w_t = (1 - \alpha)Ak_t^\alpha, \quad r_t + 1 = \alpha Ak_t^{\alpha-1}, \quad (2)$$

where $k_t = K_t/H_{Y,t}$ represents physical capital per unit of effective labor and there is full depreciation of physical capital over the course of one generation. Moreover, the interest rate is determined at the world capital market such that $r_t = \bar{r} = \text{const.}$ and $r + 1 \equiv R = \alpha Ak^{\alpha-1}$, implying an equilibrium capital stock per unit of effective labor of

$$k = \left(\frac{\alpha A}{R} \right)^{\frac{1}{1-\alpha}} = \text{const.} \quad (3)$$

This in turn implies that the wage rate per unit of effective labor is constant and given by

$$w_t = w = (1 - \alpha)A \left(\frac{\alpha A}{R} \right)^{\frac{\alpha}{1-\alpha}} = \text{const.} \quad (4)$$

Each member of generation t belongs to one out of three social classes that are indexed by $j = r, m, p$: the rich are referred to by r , the middle class by m , and the poor by p . The life-cycle of each individual consists of three distinct phases: childhood, adulthood, and retirement. Adults are endowed with one unit of time and $h_{j,t}$ units of human capital. They work, consume the amount $c_{j,t}$, give birth to $n > 0$ children, and potentially provide each child with $e_{j,t} \geq 0$ units of higher education. Moreover, adults save the amount $s_{j,t}$ to cover their own consumption needs in their last period of life, $c_{j,t+1}$, and to bequeath the amount $nb_{j,t+1}$ to their offspring.

We describe the lifetime utility of agent j , who was born in $t - 1$, by using the utility function

$$u_{j,t} = \log(c_{j,t} - \bar{c}) + \gamma \log(h_{j,t+1}) + \beta [\log(c_{j,t+1}) + \theta \log(b_{j,t+1})], \quad (5)$$

where $\bar{c} > 0$ is the subsistence level of consumption, $\beta \in (0, 1)$ represents the discount factor, $h_{j,t+1}$ refers to the level of human capital per child, $\gamma > 0$ denotes the utility weight that parents attach to the human capital level of their children, and $\theta \in (0, 1)$ represents the utility weight of the bequests to each child. As usual, the log-linear specification assures analytical tractability. Note that our utility function is less restrictive than the standard specification because, due to the presence of $\bar{c} > 0$, it allows the savings rate to depend on incomes. Population growth is treated as exogenous because we do not aim to analyze the quality-quantity trade-off, the demographic transition, and the take-off to long-run economic growth.³ Instead, we assume that the economy already escaped the Malthusian stagnation in the past and is now industrialized. In the words of Hansen and Prescott (2002), the transition from Malthus to Solow has already occurred. What we are concerned with is the next transition from a physical capital based economy to an economy in which economic growth is primarily driven by human capital accumulation. To put it differently, we are interested in the transition from Solow to Lucas (1988).

Higher education is financed by parents and provided by a schooling sector that employs lecturers, readers, and professors who are members of the middle class. For brevity we refer to them simply as lecturers from now on. Altogether, human capital evolves

³For an appropriate treatment of the historical take-off toward sustained economic growth see the Unified Growth Theory, in particular, Galor and Weil (2000), Jones (2001), Hansen and Prescott (2002), Galor and Moav (2002, 2006), Doepke (2004), Cervellati and Sunde (2005), Strulik and Weisdorf (2008), Strulik et al. (2013), and Strulik (2014). See Galor (2005, 2011) for detailed overviews of the literature and extensions to the baseline frameworks.

according to

$$h_{j,t+1}^h = (\bar{e}_j + e_{j,t})\kappa h_{m,t}^h \quad \text{if } e_{j,t} > 0, \quad (6)$$

$$h_{j,t+1}^n = \bar{e}_j, \quad \text{if } e_{j,t} = 0, \quad (7)$$

where κ is the productivity of the education sector and \bar{e}_j represents the baseline level of education that each child of each group j obtains, for example, by observing her parents and peers (see, for example, Strulik et al., 2013) or because it is provided costlessly by the community in the form of public schooling.⁴ We treat \bar{e}_j as exogenous for the sake of analytical clarity. Public schooling can easily be endogenized by income taxes, such that the tax-financed level of \bar{e}_j would just depend on the structural parameters of our model (see de la Croix and Doepke, 2004, for more details). It is straightforward to assume that $\bar{e}_r \geq \bar{e}_m \geq \bar{e}_p$, i.e., that the rich do not acquire less baseline education than the middle class, which in turn does not acquire less baseline education than the poor.

If $e_{j,t} > 0$, the corresponding social class is in the high-skill regime as indicated by the superscript $l = h$ and otherwise it is in the neoclassical regime as indicated by the superscript $l = n$.⁵ Consequently, the budget constraints for adults and retirees are given by

$$I_{j,t}^l = \begin{cases} c_{j,t}^h + s_{j,t}^h + wh_{m,t}^h ne_{j,t}^h, & \text{if } e_{j,t} > 0, \\ c_{j,t}^n + s_{j,t}^n, & \text{if } e_{j,t} = 0, \end{cases} \quad (8)$$

$$s_{j,t}^l = \frac{c_{j,t+1}^l + nb_{j,t+1}^l}{R}, \quad (9)$$

with income being denoted by $I_{j,t}^l = wh_{j,t}^l(1 - zn) + Rb_{j,t}^l$, where $z \in (0, 1)$ is the time share necessary to raise one child to adulthood.⁶ Note that the term $Rb_{j,t}^l$ refers to the bequests (plus interest payments) that a member of the cohort born in $t - 1$ gets from her parents.

⁴Note that our formulation is a special case of de la Croix and Doepke (2003, 2004) and Glomm and Ravikumar (1992): $h_{j,t+1} = (\bar{e}_j + e_{j,t})^\eta h_{j,t}^\nu \bar{h}_{j,t}^{1-\nu}$, where $\bar{h}_{j,t}$ denotes average human capital, ν the intergenerational transmission of human capital, and η the impact of education on human capital. From a conceptual point of view, the presence of average human capital can also be interpreted as a spillover effect which is sizable according to recent findings (see Choi, 2011). We set $\eta = 1$ and $\nu = 0$ for notational convenience without affecting the generality of our results. Moreover, we allow the productivity of the education sector, κ , to differ from 1.

⁵To reduce the complexity in the notation, we omit the superscript whenever this is possible.

⁶Recall that lecturers are recruited from the middle class, such that the costs for higher education depend on $h_{m,t}^h$.

The following lemma summarizes households' optimal decisions.

Lemma 1.

(i) If $l = n$, agents maximize (5) subject to (8) and (9), such that

$$c_{j,t}^n = \frac{I_{j,t}^n + [(1 + \theta)\beta]\bar{c}}{1 + (1 + \theta)\beta}, \quad (10)$$

$$c_{j,t+1}^n = \frac{\beta}{1 + (1 + \theta)\beta} [I_{j,t}^n - \bar{c}]R, \quad (11)$$

$$b_{j,t+1}^n = \frac{\theta\beta}{n[1 + (1 + \theta)\beta]} [I_{j,t}^n - \bar{c}]R, \quad (12)$$

with $e_{j,t} = 0$ implying that $h_{j,t+1}^n$ is constant according to (7).

(ii) If $l = h$, agents maximize (5) subject to (8), (9), and (6), such that

$$c_{j,t}^h = \frac{I_{j,t}^h + [\gamma + (1 + \theta)\beta]\bar{c} + wh_{m,t}^h n \bar{e}_j}{1 + \gamma + (1 + \theta)\beta}, \quad (13)$$

$$c_{j,t+1}^h = \frac{\beta}{1 + \gamma + (1 + \theta)\beta} [I_{j,t}^h - \bar{c} + wh_{m,t}^h n \bar{e}_j]R, \quad (14)$$

$$b_{j,t+1}^h = \frac{\theta\beta}{n[1 + \gamma + (1 + \theta)\beta]} [I_{j,t}^h - \bar{c} + wh_{m,t}^h n \bar{e}_j]R, \quad (15)$$

$$e_{j,t}^h = \frac{\gamma}{wh_{m,t}^h n [1 + \gamma + (1 + \theta)\beta]} (I_{j,t}^h - \bar{c}) - \frac{[1 + (1 + \theta)\beta]\bar{e}_j}{1 + \gamma + (1 + \theta)\beta}, \quad (16)$$

with $h_{j,t+1}^h$ evolving according to (6).

We observe from Lemma 1 that, *ceteris paribus*, consumption and bequests increase with income ($I_{j,t}$); bequests decrease with population growth (n); and second period consumption and bequests increase with the discount factor (β) and with the interest rate (R), whereas they decrease with the subsistence consumption level (\bar{c}). The existence of $\bar{c} > 0$ implies a hierarchy of needs for households: expenditure shares for first period consumption are declining with income, while expenditure shares on second period consumption and on bequests are increasing with income. Hence, richer households save more and bequeath more wealth to their children, which is a well-known fact and which is the driver of inequality in the neoclassical regime.

In the high-skill regime, educational investments are positive and decrease with the preference for bequests (θ), population growth (n), the discount factor (β), the subsistence consumption level (\bar{c}), and the baseline education level (\bar{e}), whereas they increase with the preference for education (γ). Moreover, in light of (16), we observe that the regime switch from the neoclassical to the high-skill regime occurs if and only if the level of income, $I_{j,t}^h$, is sufficiently high. This is expressed formally in the following proposition.

Proposition 1.

A member of social class $j = r, m, p$ invests in education, i.e., $e_{j,t} > 0$, if her income

exceeds the critical threshold $I'_{j,t}$ defined as

$$I'_{j,t} = \frac{wh_{m,t}^h n \bar{e}_j}{\gamma} [1 + (1 + \theta)\beta] + \bar{c}. \quad (17)$$

Hence, $e_{j,t} = 0$ if $I_{j,t}^n \leq I'_{j,t}$.

Regarding the critical level of income that induces the regime switch to the high-skill regime, several remarks are in order. (1) The threshold level of income necessary to induce the regime switch depends positively on the level of subsistence consumption, \bar{c} , positively on the sum of the weights of first and second period consumption, $1 + \beta$, as well as on the weight of bequests, $\theta\beta$. A higher preference for education, γ , reduces in turn the critical income level. Moreover, $I'_{j,t}$ is increasing in the level of baseline education, \bar{e}_j , and education cost, $wh_{m,t}^h n$. (2) In light of Proposition 1, the high-skill regime applies to households of class j if their income level is sufficiently high such that investments in education above the basic level (that can be acquired costlessly) deliver a higher amount of additional utility as using the same amount of income for consumption and bequests. In this case we have $I_{j,t} > I'_{j,t}$, such that $e_{j,t} > 0$. The optimal solutions are then described by item (ii) of Lemma 1. If the income level of households in social class j falls short of a critical threshold $I'_{j,t}$, these households find it optimal not to invest in education of their children because the children acquire a certain amount of human capital costlessly and the additional investments in human capital would deliver less additional utility than if the same amount of income was instead spent on consumption or was bequeathed. These households find themselves in the neoclassical regime, i.e., $l = n$ and $e_{j,t} = 0$, such that their optimal decisions are described by item (i) of Lemma 1.⁷ (3) As long as the middle class does not switch to the high-skill regime, $I'_{j,t}$ is constant. If the middle class starts to invest in higher education of their children, $I'_{j,t}$ is growing with the growth rate of $h_{t,m}$. If, furthermore, the middle class switches before the poor and after the rich, the described mechanism becomes crucial for the poor because they are at risk that $I'_{p,t}$ is growing faster than their incomes such that a regime switch of the poor would not occur without policy interventions in terms of publicly financed universities and/or higher education subsidies such as stipends. (4) In case of $\bar{e}_r = \bar{e}_m = \bar{e}_p$, it follows that all social classes exhibit the same threshold of income but that social classes switch at different dates depending on the distribution of wealth. Thus, even without any differences in the level of basic education among the social classes, there is a risk that the poor will be disconnected from the growth process in the sense that their incomes are lagging behind their critical income level $I'_{p,t}$. In case of $\bar{e}_r > \bar{e}_m > \bar{e}_p$, it follows that $I'_{r,t} > I'_{m,t} > I'_{p,t}$. This effect is, however, compensated because the rich attain a higher level of wealth and a higher accumulation rate of wealth, such that they reach their threshold level before the middle class, which in turn reaches its threshold level before the poor.

⁷See also Solow (1956), Ramsey (1928), Cass (1965), Koopmans (1965), and Diamond (1965) for the analysis of capital accumulation in a neoclassical setting without human capital accumulation. The last reference is closest to our framework because of its discrete time overlapping generations formulation.

Taking into account the time required for child-care (zn), each social class supplies

$$L_{j,t} = (1 - zn)N_{j,t} \quad (18)$$

units of raw labor, where $N_{j,t}$ is the number of individuals who belong to social class j . Thus, the aggregate supply of human capital can be obtained as the sum of human capital within each social class, which is in turn given by the product of class-specific labor supply ($L_{j,t}$) and average class-specific human capital ($h_{j,t}$):

$$H_t = h_{r,t}L_{r,t} + h_{m,t}L_{m,t} + h_{p,t}L_{p,t}. \quad (19)$$

Consequently, aggregate supply of human capital allocated to production is obtained as

$$H_{Y,t} = \begin{cases} H_t - (e_{r,t}N_{r,t} + e_{m,t}N_{m,t} + e_{p,t}N_{p,t})h_{m,t}L_{m,t}, & \text{if } l = h, \\ H_t, & \text{if } l = n. \end{cases} \quad (20)$$

This takes into account that human capital used for production is equal to total available human capital net of the human capital that is employed in the higher education sector, which is recruited from the middle class.

3 Dynamics

3.1 Neoclassical regime

In light of Proposition 1, the neoclassical regime is characterized by $I_{j,t} \leq I'_{j,t}$, such that $e_{j,t} = 0$. Consequently, the level of human capital is constant and equal to the level of baseline education, i.e., $h_{j,t+1}^n = \bar{e}_j$. Thus, income of a member of social class j is given by

$$I_{j,t}^n = w\bar{e}_j(1 - zn) + Rb_{j,t}^n. \quad (21)$$

In the following, we denote stationary variables with an asterisk in the subscript. Given that labor incomes are stationary in the neoclassical regime, the accumulation of wealth via bequests is the only source of income growth. Income, $I_{j,*}^n = w\bar{e}_j(1 - zn) + Rb_{j,*}^n$, is thus constant when bequests approach their steady-state level, $b_{j,*}^n$. This implies that a regime switch from the neoclassical regime to the high-skill regime can only occur if the threshold levels of income that are compatible with the regime switch are below their steady-state levels, i.e., a necessary condition for the regime switch is $I_{j,*}^n > I'_{j,t}$.⁸ The following proposition specifies this aspect in more detail. A graphical illustration is presented in Figure 2.

⁸Note that this would even be the case in the presence of productivity growth fueled by other sources than human capital accumulation (e.g., by technological progress) because disposable incomes and the threshold level $I'_{j,t}$ are growing at the same rate.

Proposition 2.

(i) According to (12) and (21), the accumulation of wealth within social class j is governed by

$$b_{j,t+1}^n = \frac{\theta\beta}{n[1 + (1 + \theta)\beta]} [w\bar{e}_j(1 - zn) + Rb_{j,t}^n - \bar{c}]R \quad (22)$$

with a unique and stable steady state at

$$b_{j,*}^n = \frac{\theta\beta R}{n[1 + (1 + \theta)\beta] - \theta\beta R^2} [(1 - zn)w\bar{e}_j - \bar{c}], \quad (23)$$

given that $\theta\beta R^2 < n[1 + (1 + \theta)\beta]$.

(ii) The regime switch requires $I_{j,*} = (1 - zn)w\bar{e}_j + Rb_{j,*} > I'_{j,t}$, which implies in light of (21) and (23) that

$$b_{j,*}^n > \frac{wh_{m,t}n\bar{e}_j}{\gamma R} [1 + (1 + \theta)\beta] + \frac{\bar{c}}{R} - \frac{(1 - zn)w\bar{e}_j}{R} \quad (24)$$

and

$$\bar{e}_j > \hat{e}^h \equiv \frac{\gamma\bar{c}}{\{\gamma(1 - zn)w - wh_{m,t}^h[n(1 + (1 + \theta)\beta] - \theta\beta R^2]\}} \quad (25)$$

if $l = h$, and

$$\bar{e}_j > \hat{e}^n \equiv \frac{\gamma\bar{c}}{\{\gamma(1 - zn)w - w\bar{e}_m[n(1 + (1 + \theta)\beta] - \theta\beta R^2]\}} \quad (26)$$

if $l = n$.

With regard to item (i) in Proposition 2, labor income must exceed the level of subsistence consumption, i.e., $(1 - zn)w\bar{e}_j > \bar{c}$, otherwise the steady state is economically meaningless. Moreover, global stability of $b_{j,*}^n$ requires that $\theta\beta R^2 < n[1 + (1 + \theta)\beta]$.⁹ In addition, note that the location of the b_j^n -locus as defined by (22) depends positively on \bar{e}_j . If $\bar{e}_r > \bar{e}_m > \bar{e}_p$, it follows that $b_{r,*}^n > b_{m,*}^n > b_{p,*}^n$.

A transition into the high-skill regime [item (ii)] requires that the long-run value of bequests in social class j as given by $b_{j,*}^n$ is larger than the threshold level of wealth $b'_{j,t}$ that is associated with the threshold level of income $I'_{j,t}$. This is only possible if $\bar{e}_j > \hat{e}$. From item (i), we know that a feasible and globally stable steady state, $b_{j,*}^n > 0$, requires that $n[1 + (1 + \theta)\beta] - \theta\beta R^2 > 0$. As $\gamma\bar{c} > 0$ and $\bar{e}_j > 0$, (25) and (26) hold only if $\gamma(1 - zn)w > \{n[1 + (1 + \theta)\beta] - \theta\beta R^2\}$. If the middle class is in the neoclassical regime, the poor need a minimum $\bar{e}_p > \hat{e}^n$, otherwise their steady-state income falls short of their threshold income. In case that the middle class already experienced a regime switch, costs

⁹For $(1 - zn)w\bar{e}_j < \bar{c}$, a steady state exists only if $\theta\beta R^2 > n[1 + (1 + \theta)\beta]$, which implies, in turn, that $b_{j,*}^n$ is globally unstable.

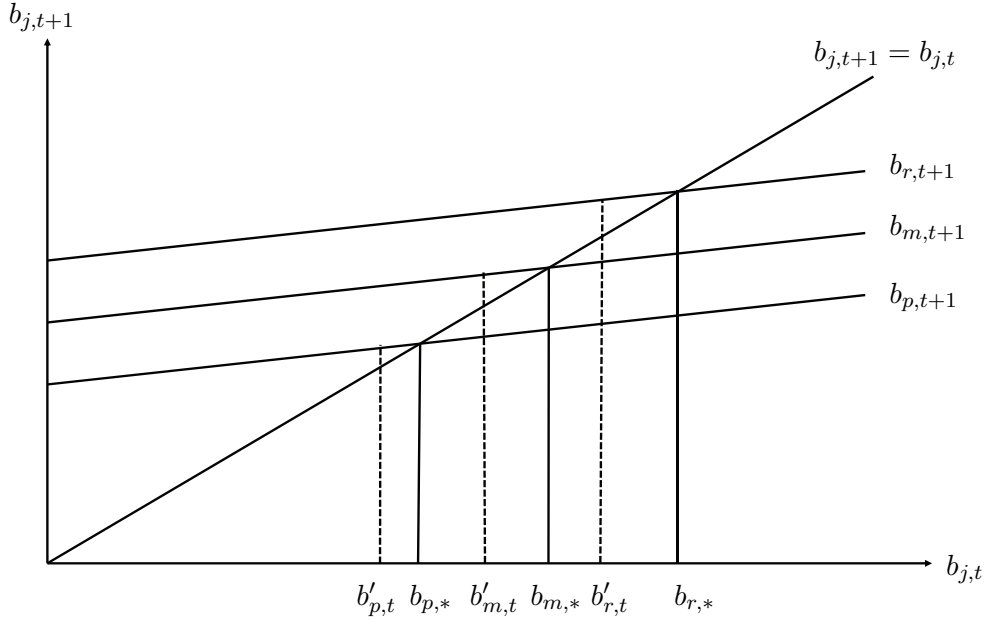


Figure 2: Neoclassical regime, with $\bar{e}_r > \bar{e}_m > \bar{e}_p$.

of higher education are increasing such that the threshold level of income necessary to conduct the regime switch is also increasing. Unless the baseline level of education of the poor fulfills (25) the regime switch is still possible.

If $\bar{e}_j \leq \hat{e}^l$, accumulated assets of social class j sustained by the neoclassical regime fall short of $I'_{j,t}$ such that a switch to the high-skill regime cannot occur for social class j . If $\hat{e}^n > \bar{e}_r$, no social class would ever invest in higher education of their children. In this case the economy is trapped in the neoclassical regime as described by the Solow (1956) model and growth would cease at a certain point. This could be a relevant description of the “middle income trap”, i.e., that countries, which successfully escaped the phase of stagnation at the subsistence level, cannot manage to switch to an innovation-based high-skill economy (cf. Eichengreen et al., 2012, 2013, who observe, among other things, that middle income traps are less likely to be an obstacle for countries with a well educated population). By contrast, a switch of all social classes to the growth regime is guaranteed for $\bar{e}_p > \hat{e}^l$.

3.2 High-skill regime

In the high-skill regime, income of social class j exceeds $I'_{j,t}$, such that these parents invest in higher education of their children. Their optimal decisions are represented by item (ii) of Lemma 1 and the evolution of human capital in social class j is then governed by (6). We summarize the dynamic behavior in the high-skill regime in the subsequent proposition.

Proposition 3.

(i) In the high-skill regime, the evolution of human capital and bequests is governed by the following system of difference equations

$$h_{j,t+1}^h = (\bar{e}_j + e_{j,t})\kappa h_{m,t}^h, \quad (27)$$

$$b_{j,t+1}^h = \frac{\theta\beta}{n[1 + \gamma + (1 + \theta)\beta]} [wh_{j,t}^h(1 - zn) + Rb_{j,t}^h - \bar{c} + wh_{m,t}^h n\bar{e}_j]R. \quad (28)$$

(ii) The ratio between bequests and human capital is constant and the same for all social classes that switched to the high-skill regime, i.e.,

$$\frac{b_{j,t+1}^h}{h_{j,t+1}^h} = \frac{w\theta\beta R}{\gamma\kappa} = \text{const.} \quad (29)$$

(iii) Let $x_{j,t}^h$ denote the ratio of human capital between social class j and the middle class, i.e., $x_{j,t}^h = h_{j,t}^h/\bar{h}_{m,t}^h$, such that

$$x_{j,t+1}^h = \frac{e_{j,t} + \bar{e}_j}{e_{m,t} + \bar{e}_m} = \frac{\left[(1 - zn) + \frac{\theta\beta R^2}{\gamma} \right] x_{j,t}^h - \frac{\bar{c}}{wh_{m,t}^h} + \bar{e}_j n}{(1 - zn) + \frac{\theta\beta R^2}{\gamma} - \frac{\bar{c}}{wh_{m,t}^h} + \bar{e}_m n}. \quad (30)$$

The stationary solution is given by

$$x_{j,*}^h = \lim_{t \rightarrow \infty} x_{j,t+1}^h = \bar{e}_j/\bar{e}_m, \quad (31)$$

with $x_{j,*}^h \gtrless 1$, if $\bar{e}_j \gtrless \bar{e}_m$.

(iv) The gross growth rate of human capital is given by

$$\frac{h_{j,t+1}^h}{h_{j,t}^h} = (\bar{e}_j + e_{j,t}) \frac{h_{m,t}^h}{h_{j,t}^h} = \frac{\gamma\kappa \left[(1 - zn) + \frac{Rb_{j,t}^h}{h_{j,t}^h} - \frac{\bar{c}}{wh_{j,t}^h} + \frac{n\bar{e}_j}{x_{j,t}^h} \right]}{n[1 + \gamma + (1 + \theta)\beta]} \quad (32)$$

$$= \frac{\gamma\kappa \left[(1 - zn) + \frac{\theta\beta R^2}{\gamma} - \frac{\bar{c}}{wh_{j,t}^h} + \frac{n\bar{e}_j}{x_{j,t}^h} \right]}{n[1 + \gamma + (1 + \theta)\beta]}. \quad (33)$$

In the long-run it converges to

$$\lim_{t \rightarrow \infty} \frac{h_{j,t+1}^h}{h_{j,t}^h} = \frac{\gamma\kappa(1 - zn + \bar{e}_m n) + \theta\beta R^2}{n[1 + \gamma + \beta(1 + \theta)]}. \quad (34)$$

The regime switch to the high-skill regime induces growing wage incomes, $wh_{j,t}^h$, and increasing levels of bequests [item (i) of Proposition 3], such that total incomes, $I_{j,t}^h$, grow as well. After the regime switch, the ratio between bequests and human capital is constant and the same for all social classes [item (ii)], such that incomes grow at the same rate.

The ratio of bequests to human capital, $b_{j,t+1}^h/h_{j,t+1}$, declines with the weight of children's education in the parental utility function, γ , and the productivity of the education sector, κ . On the other hand, it increases with the arguments responsible for an increase in bequests, i.e., wages, w , which also increase education costs, the weight of bequests in the parental utility function, $\theta\beta$, and the interest factor, R .

Inequality is determined by the initial distribution of wealth and by different levels of baseline education, \bar{e}_j . In item (iii), we capture the evolution of inequality in terms of education by the dynamics of the ratio between human capital of social class j and the level of human capital of the middle class, i.e., $x_{j,t} = h_{j,t}^h/h_{m,t}^h$. As regards the evolution of relative human capital, the cases of different or equal levels of baseline education, \bar{e}_j , should be distinguished. (1) If social classes do not differ with respect to their baseline levels of education such that $\bar{e}_r = \bar{e}_m = \bar{e}_p$, it follows in light of (30) that the influence of subsistence consumption on the evolution of $x_{j,t}$ is approaching zero in the long run ($\lim_{t \rightarrow \infty} \bar{c}/wh_{j,t}^h = 0$). Thus, $x_{j,t}$ converges to 1 as t approaches infinity if there are no differences in the baseline levels of education. Item (ii) implies that all social classes bequeath the same amount of assets to their children, such that incomes are equal between social classes in the long run. Thus, there is only scope for long-run inequality if not all social classes switch to the high-skill regime. Transitory inequality is determined by the initial distribution of wealth for a given constellation of $I'_{j,t} < I_{j,*}^n$ determining the timing of the regime switch in social class j . Note, in this context, that the transition phase lasts for a very long time period (several generations) such that inequality could be observed for centuries if such a model represents the underlying data generating process. (2) If, in turn, $\bar{e}_j \geq \bar{e}_m$, it follows that x_j approaches $\bar{e}_j/\bar{e}_m \geq 1$ if $\bar{e}_j \geq \bar{e}_m$. Thus, differences in the level of baseline education translate into differences in relative human capital endowments, differences in the levels of bequests, and differences in the levels of income. A constant b/h -ratio implies then that households with lower human capital endowments exhibit also lower bequests, even in the long run.

The growth rate of human capital [item (iv)] depends positively on the b/h -ratio, positively on time devoted to work, and positively on $\gamma/\{n[1 + \gamma + (1 + \theta)\beta]\}$, which drives the expenditure share of higher education. Moreover, the growth rate of human capital is positively affected by the baseline level of education, \bar{e}_j , and the productivity of the education sector, κ . During the transition, the growth rate of human capital is adversely affected by subsistence needs, \bar{c} , and by $x_{j,t}^h$. The latter reflects a neoclassical convergence mechanism. In the long run, due to increasing wage incomes, the impact of subsistence needs on the evolution of human capital approaches zero. Altogether, $x_{j,t}$ converges to \bar{e}_j/\bar{e}_m , such that the growth factor of human capital converges to expression (34).

Crucial for our theory is the emergence of declining and then increasing inequality after the regime switch from the neoclassical to the high-skill regime. The main argument is summarized in the following proposition. The possible decline in inequality in a later phase of the high-skill regime will be discussed further below.

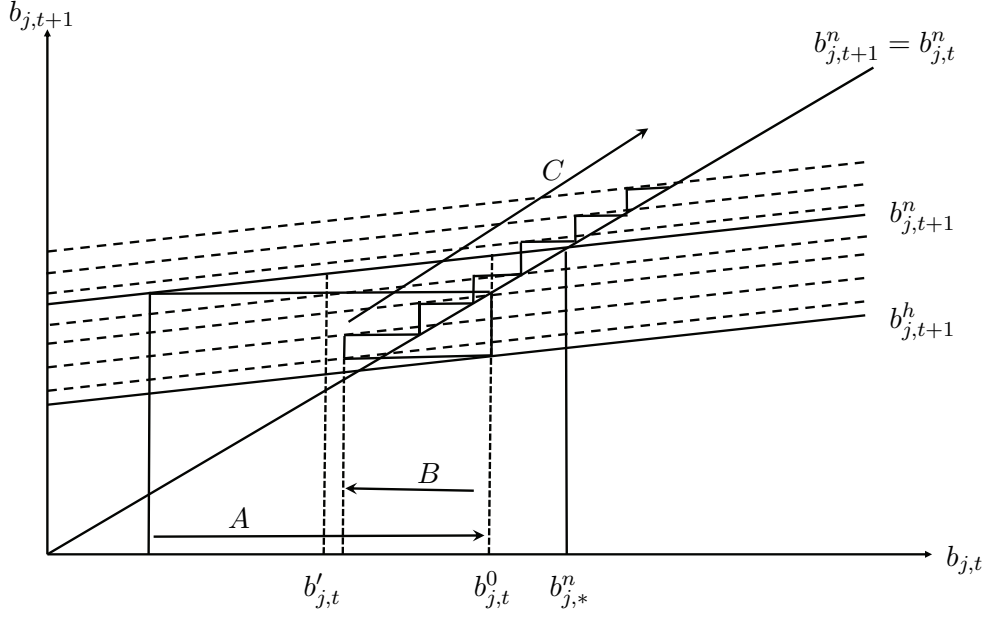


Figure 3: Regime switch to the high-skill regime

Proposition 4. *A social class that reaches the critical income level $I'_{j,t}$ reduces the accumulation of wealth.*

The intuition behind Proposition 4 is as follows: At the moment of the regime switch, a member of social class j is equipped with a wealth level of at least $b'_{j,t}$, which just assures the necessary level of income that generates the regime switch ($I'_{j,t}$, as defined by Proposition 1). In the neoclassical regime, according to Lemma 1, an income level of $I^0_{j,t}$ induces a level of bequests of

$$b^n_{j,t+1} = \frac{\theta\beta R}{n[1 + (1 + \theta)\beta]} [I^0_{j,t} - \bar{c}]. \quad (35)$$

In the high-skill regime the level of bequests is given by

$$b^h_{j,t+1} = \frac{\theta\beta R}{n[1 + \gamma + (1 + \theta)\beta]} [I^0_{j,t} - \bar{c} + w_t \bar{h}_t^h n \bar{e}_j]. \quad (36)$$

From the last two expressions, we obtain $b^n_{j,t+1} > b^h_{j,t+1}$ if

$$I^0_{j,t} > [1 + (1 + \theta)\beta] \frac{w \bar{h}_t^h n \bar{e}_j}{\gamma} + \bar{c}, \quad (37)$$

which, in light of Proposition 1, implies that $I^0_{j,t} > I'_{j,t}$. Thus, a household switching to the high-skill regime starts to invest in higher education of the children but at the expense of bequests per child. To put it differently, households shift resources from the accumulation

of wealth in the form of physical capital to the accumulation of human capital. The rich are the first social class that experiences the regime switch and reduces bequests, followed by the middle class and possibly also the poor. Given that the expenditure share of bequests is, due to the existence of subsistence needs, increasing with income, the decline in bequeathed assets in the highest income percentiles may be outperformed by increasing levels of bequests in the other social classes, such that inequality falls. As labor incomes of the children of the rich are increasing because of human capital accumulation (which, in turn, stimulates increasing levels of bequests and education), inequality may start to rise again. Altogether, income inequality follows the U-shaped pattern of the “Piketty-curve” as described above.

A graphical illustration of our arguments is presented in Figure 3. The evolution of bequests follows the arrows A , B , and C . In period t , members of social class j exhibit a level of assets indicated by $b_{j,t}^0$, which exceeds $b'_{j,t}$ associated with the threshold income $I'_{j,t}$. Thus, social class j switches to the high-skill regime and leaves the $b_{j,t+1}^n$ -locus. From Proposition 4 it follows that the $b_{j,t+1}^h$ -locus compatible with $b_{j,t}^0$ must be located below the $b_{j,t+1}^n$ -locus, such that the level of bequests shrinks (B). Since the evolution of social class j is now described by Proposition 3, item (i), the $b_{j,t+1}^h$ -locus moves upwards such that bequests increase again (C).¹⁰ Obviously, the speed of the upward shift depends (*ceteris paribus*) on the quality of the education sector reflected by the education productivity parameter κ . Thus, κ also affects the evolution of inequality.

Regarding the evolution of inequality after the regime switch it is important to note that the discussed fall and rise in inequality is just a transitory phenomenon. Relative human capital stocks will converge to their initial values and inequality will decline toward its long-run value. Nevertheless, and this will be clarified further below, the emergence of declining inequality and its potential amount depends crucially on whether or not all social groups experience a regime switch to the high-skill regime. In light of Lemma 1, expenditures for higher education are zero in the neoclassical regime, such that we obtain from Proposition 3, item (iii), initial relative human capital endowments in the neoclassical regime as

$$x_{r,t}^n = \frac{\bar{e}_r}{\bar{e}_m} > 1, \quad x_{m,t}^n = 1, \quad x_{p,t}^n = \frac{\bar{e}_p}{\bar{e}_m} < 1, \quad (38)$$

which are equal to the corresponding long-run values in the high-skill regime, $x_{j,*}^h$ [see (31)]. Due to a higher level of wealth and a higher convergence speed, the rich surpass their critical threshold income first, followed by the middle class and possibly also by the poor. Higher education in the rich population group can be expressed as

$$e_{r,t} = \frac{\gamma}{n[1 + \gamma(1 + \theta)\beta]} \left[(1 - zn) + \frac{R^2\theta\beta}{\gamma} \right] x_{r,t}^h - \frac{\bar{c}}{wh_{m,t}} - \frac{[1 + (1 + \theta)\beta]\bar{e}_r}{1 + \gamma(1 + \theta)\beta}. \quad (39)$$

¹⁰This behavior is consistent with data discussed by Piketty and Zucman (2015), see also the discussion in the Introduction.

With $h_{m,t}$ being constant, $x_{r,t}^h$ increases after the regime switch of the rich above $x_{r,t}^n$ and induces increasing expenditures on education, which amplifies the income gap to the other social classes later on. After the middle class experiences a regime switch, the resulting increase in $h_{m,t}$ affects relative endowments of the other social groups, while $x_{m,t}$ remains at 1. If the poor are still not investing in higher education, their relative human capital stock shrinks and falls short of $x_{p,t}^n$. Moreover, their threshold income ($I'_{p,t}$) is now increasing with the growth rate of human capital in the middle class. If, under these circumstances, $I'_{p,t}$ is increasing above $I_{p,*}^n$, the poor will never switch (or they may just temporarily switch) to the high-skill regime given that the growth rate of their incomes is below the growth rate of $I'_{p,t}$.

Initially, $e_{r,t}$ increases because of the increase in $x_{r,t}^h$, indicating that education is comparatively cheap for the rich. When the middle class starts to invest in education, there is a dampening effect on $x_{r,t}$ because of the increase in education costs due to the increase in $h_{m,t}$, but a second reinforcing effect on education setting in through the diminishing role of subsistence needs, $\bar{c}/(wh_{m,t})$. The latter, however, is only a transitory effect that becomes smaller and smaller as the middle class accumulates human capital. Thus, the rich reduce the growth rate of expenditures on education below the level of the middle class such that $x_{r,t}^h$ converges from above to its long-run value $x_{r,*}^h = x_{r,t}^n$. A symmetric argument holds for the poor. The regime switch of the middle class adversely affects the poor's relative human capital stock, $x_{p,t}$. Thus, their expenditures fall short of the level achieved in the middle class and $x_{p,t}^h$ shrinks below $x_{p,t}^n$. However, the declining importance of subsistence needs dampens the decline over time, which implies that the growth in expenditures on education in the middle class ceases to the extent that $x_{p,t}^h$ adjusts from below to its long-run value $x_{p,*}^h = x_{p,t}^n$. The convergence of relative human capital stocks to their initial values is precisely the mechanism responsible for the decline in inequality. But again, it is important to stress the feasibility of the regime switch for the poor population group. Since the poor may start to invest in higher education after the regime switch of the middle class has occurred, their threshold income may grow faster than their actual incomes. Thus, the poor never (or only temporarily) switch to the high-skill regime. In this case, their relative human capital shrinks toward zero and the initial distribution of wealth will affect long-run inequality. In this context, the overall amount of inequality may be a poor predictor for the feasibility of the regime switch for all social classes. What matters is the income gap between the poor and the middle class. A comparatively large distance between the poor and the middle class induces a relatively early switch of the middle class to the high-skill regime, which is responsible for a relatively fast growing threshold income of the poor.

The role of the quality of the education sector, as reflected by κ , is twofold. An increase in κ increases labor incomes and bequests, such that the decline in bequests after the regime switch will be reduced or even non-existent. Moreover, an increase in the productivity of the education sector may disconnect the poor from the growth process because of an increase in the growth rate of their threshold income. However, a reduction

in the quality of the education sector reduces inequality during the transition because of a slow increase in labor incomes and bequests. But precisely the slower increase in incomes may again reduce the growth rate of incomes of the poor below the growth rate of their threshold incomes. Thus, for a given amount of inequality, there exists a certain range in which the productivity of the education sector ensures that a regime switch occurs for all social classes. We discuss and illustrate this argument in the next section in more detail.

4 Numerical experiments

In this section we conduct numerical experiments to illustrate the theoretical results from the previous sections. Specifically, we analyze the effects of different amounts of initial inequality in wealth on the evolution of inequality over time.

We choose the parameters of the model such that the balanced growth path fits to empirical observations of developed economies. We fix the capital income share in the production of output, α , at 0.3. In our model, one period has a length of thirty years. The real interest rate is set to 4% per year, i.e., $R = 1.04^{30}$. The literature on business cycles suggests a discount factor of future consumption of around 0.99 per quarter, such that $\beta = 0.99^{120}$. The long-run projections of the United Nations suggest a stationary world population, such that we set $n = 1$. As regards child-rearing time, we fix the time share necessary to raise one child to adulthood, z , at 0.027, which implies an opportunity cost of around 15% of parents' time endowment per child. Moreover, the weight of human capital in the parental utility function, γ , is set to 0.278.¹¹ The remaining values are calibrated in an iterative way assuring long-run human capital growth (per year) between one and two percent and expenditures on education not exceeding 6%. Altogether, this implies $A = 10$, $\kappa = 3.3$, $\theta = 0.4$, $\bar{c} = 1.8$, $\bar{e}_r = 0.28$, $\bar{e}_m = 0.27$, and $\bar{e}_p = 0.26$.

In Figure 4, we depict the evolution of bequests [(a), (c), and (d)] and education [(b), (d), and (f)] in social class j for different amounts of initial inequality in the distribution of wealth (solid lines). In Figure 5 (solid lines), we depict the corresponding evolution of inequality as expressed by the income share of the rich and the evolution of relative human capital stocks governed by Equation (30). In both figures, the dashed lines show the hypothetical transition if the corresponding social class would not have switched to the high-skill regime. Scenario (a), (b) is characterized by a comparatively equal initial distribution of wealth, while the Scenarios (c), (d) and (e), (f) exhibit not only a higher amount of initial inequality in wealth, but also different distances between the middle class and the poor. The latter is crucial for the likelihood that the poor conduct a regime switch to the high-skill regime. Indeed, it may be misleading to assess the evolution of the economy just by means of initial inequality.

Since $\bar{e}_r > \bar{e}_m > \bar{e}_p$, social classes transit along different trajectories toward different steady states in the neoclassical regime (see Proposition 2 and Figure 2), in the sense that $b_{r,*}^n > b_{m,*}^n > b_{p,*}^n$. Moreover, Proposition 1 implies that the three social classes exhibit

¹¹For further details on the evaluation of these values see de la Croix and Doepke (2003).

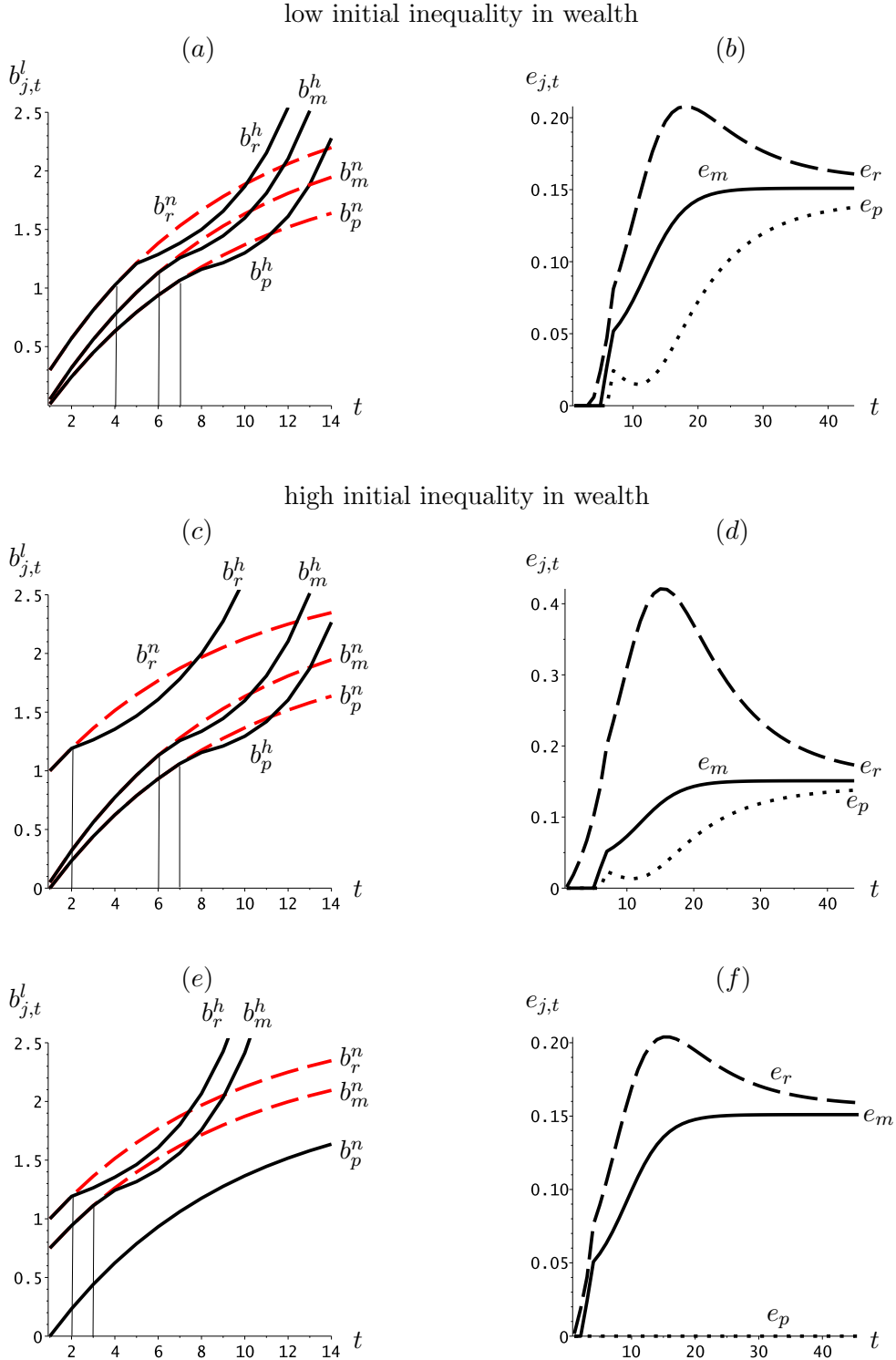


Figure 4: Evolution of bequests (b_j) and education (e_j): (a), (b) low initial inequality; (c), (d) high initial inequality; (e), (f) high inequality between middle class and poor.

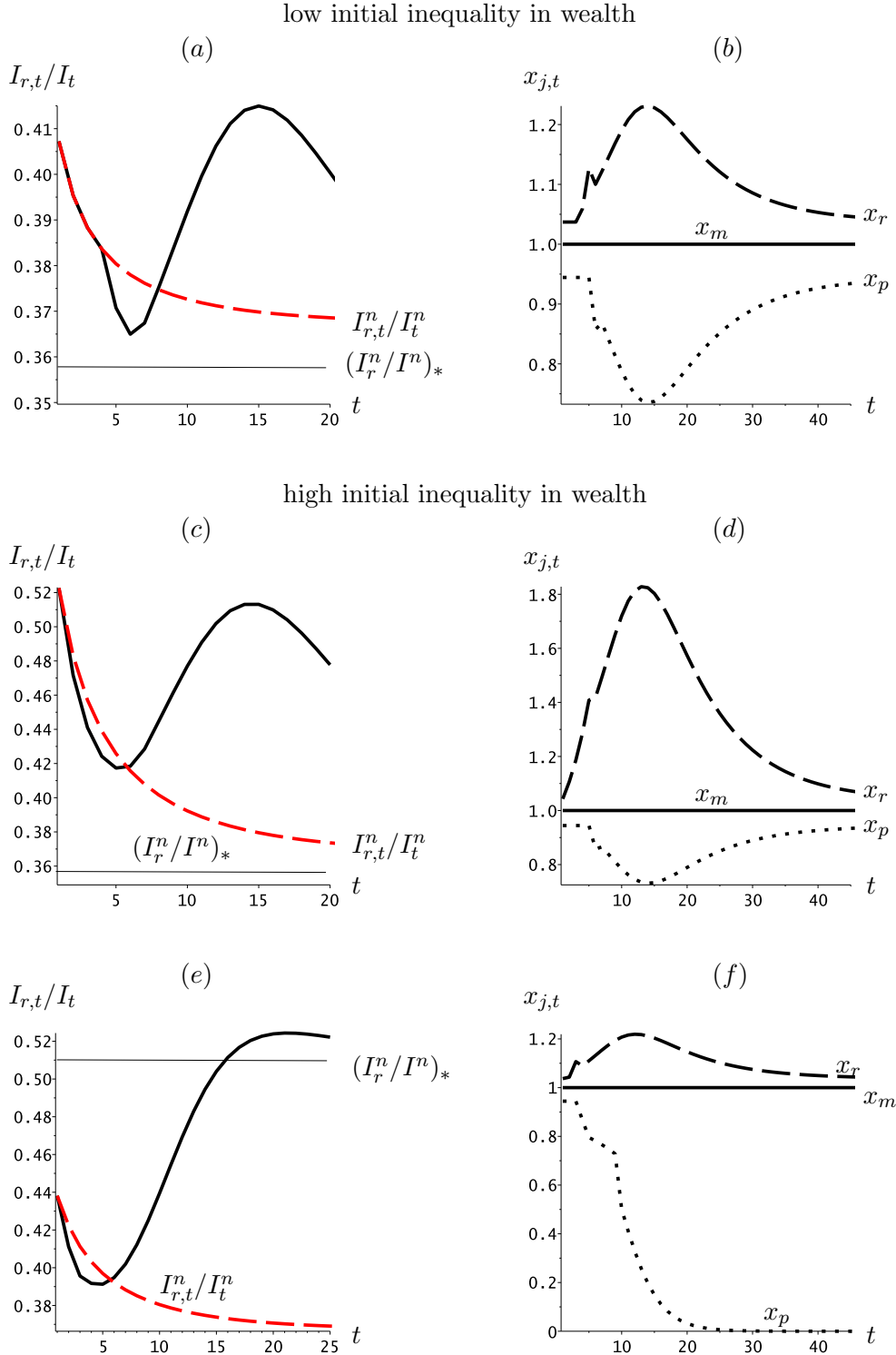


Figure 5: Incomes of the rich relative to total incomes ($I_{r,t}/I_t$) and relative human capital endowments (x_j).

different threshold incomes: $\hat{I}_r > \hat{I}_m > \hat{I}_p$. Due to a higher level of assets, the rich surpass their threshold level of income first and start to invest in higher education of their children. In the previous section, we argued that the regime switch to the high-skill regime induces a reduction in bequests (see Proposition 4 and Figure 3). In Figures 4 (a), (c), and (e) we see indeed that bequests of the rich fall short of the level in the neoclassical regime after the regime switch. Nevertheless, increasing investments in education increase labor incomes in subsequent periods such that the level of bequests increases again. Figures 4 (b), (d), and (f) show the evolution of parental expenditures on education ($e_{j,t}$). The rich are the first to invest in education of their children, while the middle class and the poor exhibit constant levels of human capital until they experience a regime switch as well. Thus, human capital and incomes of the rich grow faster than in the other classes. Symmetrically, the poor are the last social group to begin to invest in education. From this moment onwards, the middle class and the education sector are characterized by growing levels of human capital, which in turn induces increasing costs of higher education. Hence, from the perspective of the poor, the regime switch goes hand in hand with shrinking bequests and increasing costs of higher education, such that the education levels of the poor undershoot. This is the mechanism responsible for the increase in inequality after the regime switch of the poor. Moreover, comparing Figures 4 (a), (b) with (c), (d) shows that initial inequality does not affect differences in education. However, comparing both scenarios with (e), (f) demonstrates that the initial distribution affects the possibility of the regime switch of the poor, i.e., what matters is the distance between the level of wealth of the poor and those of the middle class. In the last scenario, inequality is initially even lower than in Scenario (c), (d), but the poor are comparatively poorer and accumulate wealth at a lower rate than the middle class due to subsistence consumption constraints. The middle class switches to the high-skill regime, which induces a continuous increase in the poor's threshold income that exceeds the growth rate of their actual incomes. It follows that the poor never switch to the high-skill regime.¹²

In light of Proposition 3, item (iii), relative human capital stocks converge to \bar{e}_j/\bar{e}_m such that even the increase in inequality caused by the regime switch to the high-skill regime is just a transitory phenomenon and inequality will fall to a level determined by the differences in the levels of baseline education. We depict the evolution of inequality expressed by the dynamics of the share of total income of the rich in Figure 5. Initially, inequality is declining due to the forces of a neoclassical convergence mechanism.¹³ After the regime switch to the high-skill regime, the income share of the rich drops below the level of the neoclassical regime because of a decline in bequests. It starts to increase again when the other social classes invest in education because their bequests are reduced,

¹²For moderate increases in the poor's initial level of wealth, the poor may initially switch to the high-skill regime but since their income growth cannot keep up with the growth rate of their threshold income, $I'_{p,t}$ overtakes their incomes and the poor switch back to the neoclassical regime. In this case bequests converge from below to the neoclassical trajectory.

¹³Inequality shrinks if the rich are – compared to the other social classes – already close to their steady state. Otherwise inequality would increase due to the forces to cover subsistence needs.

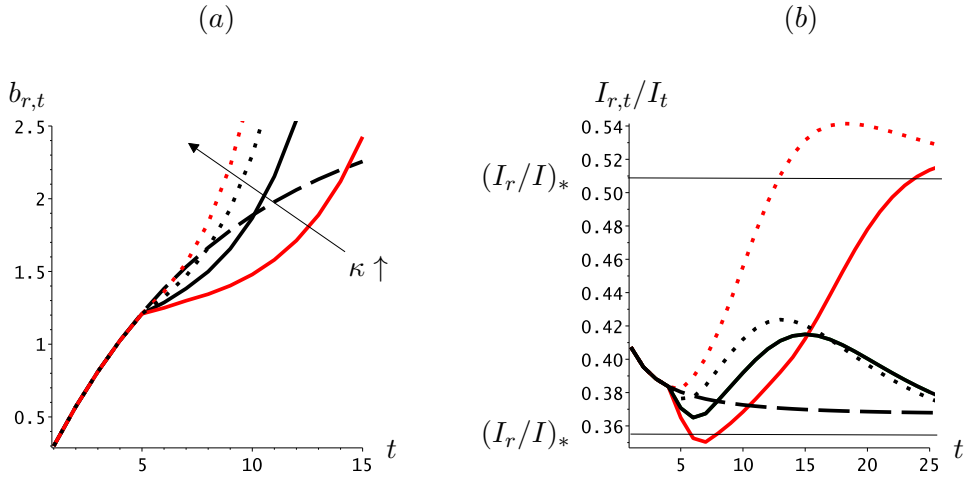


Figure 6: Evolution of (a) bequests for the rich (b_r) and (b) the income share of the rich ($I_{r,t}/I_t$) in response to changes in the productivity of the education sector, κ ; black solid: baseline calibration; red solid: κ reduced by 10%; black dotted: κ increased by 10%; red dotted: κ increased by 20% relative to the baseline calibration.

while labor incomes and bequests of the rich are increasing again. After investments in education of the rich have peaked, inequality starts to decline toward its steady-state level. The evolution of inequality in later phases of the high-skill regime thus follows the evolution of relative human capital endowments (see right-hand panel of Figure 5).

Higher initial inequality due to a wealthier rich class amplifies the time interval during which the regime switches of the different social groups occurs such that the rich invest earlier in education and exhibit earlier increasing levels of bequests. The income share of the rich drops during the neoclassical regime from a higher level and increases due to the described differences in educational attainments to a higher level again. Nevertheless, differences in initial inequality do not affect the long-run income share of the rich. Long-run income shares are only affected if at least one group does not switch to the high-skill scenario. The long-run amount of inequality is then dependent on population shares of the different social classes. In this respect, the amount of initial inequality is, as has been stressed before, a poor predictor for long-run inequality. Indeed, Scenario (e), (f) is characterized by lower initial but a higher long-run inequality compared to Scenario (b), (c). What matters is not the overall amount of inequality but the distance between the middle class and the poor. Even though initial inequality may be comparatively low, the early switch of the middle class to the high-skill regime induces a fast growth rate of the poor's critical income level, such that their investments in education are equal to (or approach) zero, which gives rise to a larger amount of long-run inequality.

In Figure 6, we illustrate the effect of variations in the quality of the education sector,

κ , on the evolution of inequality. Panel (a) presents the evolution of bequests for the rich and in panel (b) we depict the evolution of the income share of the rich. As becomes apparent, the productivity of the education sector steers the magnitude of the decline in inequality after the regime switch to the high-skill regime. The lower the productivity of the education sector, the longer the period of time during which agents reduce their bequests below the level of the neoclassical regime. Although it is a utility-maximizing strategy to invest in higher education at the expense of bequests, a lower productivity of the education sector implies a slower increase in wage incomes for subsequent generations. This contributes to a stronger transitory decline in inequality. A relatively low κ (solid red line) may be equally harmful for the poor as a relatively high κ . If κ is low, the reduction in bequests and the slow increase in labor incomes may create a situation that is characterized by a faster increase in the threshold income of the poor compared to their actual incomes, such that the poor will cease to invest in higher education. Hence, inequality rises after the regime switch of the middle class because the poor are disconnected from the high-skill regime. As regards the long-run effects, this scenario is symmetric to the one characterized by a relatively high productivity in the education sector (dotted red line). In the latter scenario, the poor's threshold income is increasing faster than their actual incomes right from the beginning, such that the poor would not even invest in higher education during the transition. Only for an intermediate range of κ , the regime switch of all social classes is guaranteed. A moderate increase in the quality of the education sector (black dotted line) reduces the decline in inequality after the regime switch and increases the peak of inequality. However, after the peak inequality level is surpassed, inequality declines faster toward its long-run value.

5 Conclusions

We set up a novel overlapping generations model with three social classes: the rich, the middle class, and the poor. Initially, the economy is in the neoclassical regime in which income growth is entirely driven by the accumulation of physical capital. During this stage of economic development, investments in higher education are not widespread because higher education for the children is seen as a luxury good from the perspective of households.

After a certain threshold level of income is surpassed, richer households start to invest in higher education of their children. This, however, reduces their savings and therefore their bequests, which reduces inequality for at least one generation. The corresponding earlier onset of higher education and therefore faster human capital accumulation of the children of the rich leads to an increase of their incomes. Subsequently, also the middle class and possibly the poor start to accumulate human capital. Since different social groups accumulate human capital at different rates, inequality starts to increase again. This mechanism gives rise to a candidate explanation of the observed U-shaped evolution of income inequality and inheritance flows. In contrast to Piketty (2014), however, we

argue that the top income share does not approach 1 in the long-run. In the high-skill regime, there is long-run convergence of the growth rates of human capital between the rich, the middle class, and the poor, such that inequality declines again and the top income share converges toward a level substantially below 1. Crucial for the emergence of declining inequality, though, is that all social classes switch to the high-skill regime. Essentially, the poor face a risk of being disconnected from the growth process. Regarding the feasibility of a regime switch for the poor, the initial distribution of wealth is a poor predictor. What matters is the distance between the poor and the middle class.

To focus on the higher education channel, we isolated it by deliberately abstracting from other mechanisms that affect inequality such as the disruptions of World War II, changing tax policies, declining population growth, skill-biased technological change, the decline of unionization, and globalization. We believe that each of these channels have contributed to the pattern of the development of inequality over the last century. Our aim was merely to emphasize and formalize the role of higher education. Analyzing the relative importance of the mentioned mechanisms for the evolution of inequality for different countries is a promising task for further research.

We also show that it is by no means guaranteed that a regime switch from a neoclassical growth regime, in which income growth is driven by the accumulation of wealth, toward a high-skill growth regime, in which income growth is driven by human capital accumulation, takes place. A necessary condition for this to happen is that the threshold income level above which the rich start to accumulate human capital is below their steady-state income level in the neoclassical growth regime. If this is not the case, then a country might be stuck in a middle income trap from which it cannot escape toward the high-skill regime on its own. There is also an intermediate case in which one or more (but not all) classes are able to surpass the threshold income level above which it becomes optimal to invest in higher education.

A central policy implication of our framework to reduce inequality is to invest in public universities or in education subsidies for the poor (e.g., stipends). The reason is that such a policy reduces the costs of education for the corresponding social class and thereby reduces the threshold level of income above which it becomes optimal to invest in higher education. In general, a policy that raises education and thereby the human capital level of the population might also be a potential solution for a country to escape the middle income trap as indicated by the results of Eichengreen et al. (2013).

Finally, we want to mention that we abstracted from technological progress. Including an exogenously growing stock of technologies or even endogenous technological progress would leave, however, the substance of our framework unaffected because the threshold levels of income that are necessary for a regime switch would grow with the rate of technological progress.

Acknowledgments

We would like to thank Bilal Barakat and Franz X. Hof for helpful comments and inspiring discussions.

Mathematical Appendix

A.1 Lemma 1

(1) Item (i):

If $l = n$, a member of social class j maximizes (5) subject to (8) and (9). The associated first-order conditions read

$$\frac{1}{c_{j,t}^n - \bar{c}} = \lambda, \quad (\text{A.1})$$

$$\frac{\beta}{c_{j,t+1}^n} = \frac{\lambda}{R}, \quad (\text{A.2})$$

$$\frac{\theta\beta}{b_{j,t+1}^n} = \frac{\lambda n}{R}. \quad (\text{A.3})$$

Combining (A.1) with (A.2) and (A.1) with (A.3) yields

$$c_{j,t+1}^n = \beta R(c_{j,t}^n - \bar{c}), \quad (\text{A.4})$$

$$b_{j,t+1}^n = \frac{\theta}{n} c_{j,t+1}^n. \quad (\text{A.5})$$

Combining the last two expressions with the budget constraint gives item (i).

(2) Item (ii):

If $l = h$, agents maximize (5) subject to (8), (9), and (7). The associated first-order conditions are given by (A.1)-(A.3) for $l=h$ and

$$\frac{\gamma}{e_{j,t}^h + \bar{e}_j} = wh_{m,t}^h n \lambda. \quad (\text{A.6})$$

From the last expression and (A.1), we obtain

$$e_{j,t}^h = \frac{\gamma}{n}(c_{j,t}^h - \bar{c}) - \bar{e}_j. \quad (\text{A.7})$$

Combining the last expression with (A.4) and (A.5) verifies item (ii).

A.2 Proposition 1

Noting (16), we obtain $e_{j,t}^h \leq 0$, if

$$\frac{\gamma I_{j,t}}{wh_{m,t}^h n} \leq [1 + (1 + \theta)\beta]\bar{e}_j + \frac{\bar{c}}{wh_{m,t}^h n}, \quad (\text{A.8})$$

$$\Rightarrow I'_{j,t} = \frac{wh_{m,t}^h n \bar{e}_j [1 + (1 + \theta)\beta]}{\gamma} + \bar{c}. \quad (\text{A.9})$$

A.3 Proposition 2

The regime switch requires $I_{j,*} = (1 - zn)w\bar{e}_j + Rb_{j,*} > I'_{j,t}$, which implies in light of Proposition 1 that

$$b_{j,*}^n > \frac{wh_{m,t}^h n \bar{e}_j}{\gamma R} [1 + (1 + \theta)\beta] + \frac{\bar{c}}{R} - \frac{(1 - zn)w\bar{e}_j}{R}. \quad (\text{A.10})$$

Substituting now for $b_{j,*}^n$ by using (23) yields

$$\begin{aligned} & \frac{\theta\beta R^2}{n[1 + (1 + \theta)\beta] - \theta\beta R^2} [(1 - zn)w\bar{e}_j - \bar{c}] \\ & > \frac{wh_{m,t}^h n \bar{e}_j}{\gamma} [1 + (1 + \theta)\beta] + \bar{c} - (1 - zn)w\bar{e}_j. \end{aligned} \quad (\text{A.11})$$

From the last expression, we obtain a minimum level of \hat{e}^l that assures a regime switch in the future

$$\hat{e}^l = \frac{\gamma\bar{c}}{\{\gamma(1 - zn)w - wh_{m,t}^l [n(1 + (1 + \theta)\beta) - \theta\beta R^2]\}}, \quad (\text{A.12})$$

such that

$$\hat{e}^h = \frac{\gamma\bar{c}}{\{\gamma(1 - zn)w - wh_{m,t}^h [n(1 + (1 + \theta)\beta) - \theta\beta R^2]\}}, \quad (\text{A.13})$$

and

$$\hat{e}^n = \frac{\gamma\bar{c}}{\{\gamma(1 - zn)w - w\bar{e}_m [n(1 + (1 + \theta)\beta) - \theta\beta R^2]\}}. \quad (\text{A.14})$$

Obviously, \hat{e}^n is constant and a regime switch is possible if $\bar{e}_j > \hat{e}^h$.

If $l = h$ it follows that \hat{e}^h is growing with $h_{m,t}^h$, thus moving the critical level of income to the right, such that a regime switch of classes poorer than the middle class becomes infeasible if the threshold level has become greater than their steady-state level of bequests. Note also that \hat{e}^n and \hat{e}^h exhibit a vertical asymptote at

$$\tilde{h}_{m,t} = \frac{(1 - zn)\gamma}{n[1 + (1 + \theta)\beta] - \theta\beta R^2}. \quad (\text{A.15})$$

A.4 Proposition 3

- (i) The ratio between bequests and human capital is constant along the BGP.

Note that

$$\bar{e}_j + e_{j,t} = \frac{\gamma(I_{j,t}^h - \bar{c} + wh_{m,t}^h \bar{e}_j n)}{wh_{m,t}^h n [1 + \gamma + (1 + \theta)\beta]}. \quad (\text{A.16})$$

Thus

$$\frac{b_{j,t+1}^h}{h_{j,t}^h} = (\bar{e}_j + e_{j,t}) \kappa \frac{h_{m,t}^h}{h_{j,t}^h} = \frac{\gamma \kappa (I_{j,t}^h - \bar{c} + wh_{m,t}^h \bar{e}_j n)}{wh_{j,t}^h n [1 + \gamma + (1 + \theta)\beta]}. \quad (\text{A.17})$$

Note further that

$$\frac{b_{j,t+1}^h}{h_{j,t}^h} = \frac{\theta \beta R}{n [1 + \gamma + (1 + \theta)\beta]} \left[\frac{I_{j,t}^h - \bar{c} + wh_{m,t}^h n \bar{e}_j}{h_{j,t}^h} \right] \quad (\text{A.18})$$

$$\Rightarrow \frac{b_{j,t+1}^h}{h_{j,t+1}^h} = \frac{h_{j,t}^h}{h_{j,t+1}^h} \frac{\theta \beta R}{n [1 + \gamma + (1 + \theta)\beta]} \left[\frac{I_{j,t}^h - \bar{c} + wh_{m,t}^h n \bar{e}_j}{h_{j,t}^h} \right]. \quad (\text{A.19})$$

Combining the last expression with (A.17) yields

$$\frac{b_{j,t+1}^h}{h_{j,t}^h} = \frac{w \theta \beta R}{\gamma \kappa} = \text{const.} \quad (\text{A.20})$$

- (ii) The evolution of relative inequality. Noting that $x_{j,t}^h = h_{j,t}^h / h_{m,t}^h$, we obtain

$$x_{j,t+1}^h = \frac{\bar{e}_j + e_{j,t}}{\bar{e}_m + e_{m,t}} = \frac{\frac{I_{j,t}^h - \bar{c}}{wh_{m,t}^h} + \bar{e}_j n}{\frac{I_{m,t}^h - \bar{c}}{wh_{m,t}^h} + \bar{e}_m n} \quad (\text{A.21})$$

$$\Rightarrow x_{j,t+1}^h = \frac{\left[(1 - zn) + \frac{Rb_{j,t}^h}{wh_{j,t}^h} \right] x_{j,t}^h - \frac{\bar{c}}{wh_{m,t}^h} + \bar{e}_j n}{(1 - zn) + \frac{Rb_{m,t}^h}{wh_{m,t}^h} - \frac{\bar{c}}{wh_{m,t}^h} + \bar{e}_m n}. \quad (\text{A.22})$$

Taking into account (A.20), we obtain

$$x_{j,t+1}^h = \frac{\left[(1 - zn) + \frac{\theta \beta R^2}{\gamma} \right] x_{j,t}^h - \frac{\bar{c}}{wh_{m,t}^h} + \bar{e}_j n}{(1 - zn) + \frac{\theta \beta R^2}{\gamma} - \frac{\bar{c}}{wh_{m,t}^h} + \bar{e}_m n}. \quad (\text{A.23})$$

As $\lim_{t \rightarrow \infty} \frac{\bar{c}}{wh_{m,t}^h} = 0$, we obtain from the last expression that

$$x_{j,*} = x_{j,t+1} = x_{j,t} = 1 \quad (\text{A.24})$$

if $\bar{e}_j = \bar{e}_m$ and

$$x_{j,*} = x_{j,t+1} = x_{j,t} = \frac{\bar{e}_j}{\bar{e}_m} \geq 1 \quad (\text{A.25})$$

if $\bar{e}_j \geq \bar{e}_m$.

(iii) The gross growth rate of human capital.

From (A.17) and the definition of households' incomes, we obtain

$$\frac{h_{j,t+1}^h}{h_{j,t}^h} = \frac{\gamma\kappa}{n[1 + \gamma + (1 + \theta)\beta]} \left[(1 - zn) + \frac{Rb_{j,t}^h}{wh_{j,t}^h} - \frac{\bar{c}}{wh_{j,t}^h} + \frac{\bar{e}_j n}{x_{j,t}} \right]. \quad (\text{A.26})$$

Combining the last expression with (A.20), we obtain

$$\frac{h_{j,t+1}^h}{h_{j,t}^h} = \frac{\gamma\kappa}{n[1 + \gamma + (1 + \theta)\beta]} \left[(1 - zn) + \frac{\theta\beta R^2}{\gamma} - \frac{\bar{c}}{wh_{j,t}^h} + \frac{\bar{e}_j n}{x_{j,t}} \right], \quad (\text{A.27})$$

such that, in light of (ii), the gross growth rate of human capital reads

$$\lim_{t \rightarrow \infty} \frac{h_{j,t+1}^h}{h_{j,t}^h} = \frac{\gamma\kappa(1 - zn + \bar{e}_m n) + \theta\beta R^2}{n[1 + \gamma + (1 + \theta)\beta]}. \quad (\text{A.28})$$

References

- Acemoglu, D. (2002). Directed technical change. *The Review of Economic Studies*, Vol. 69(No. 4):781–809.
- Alvaredo, F., Atkinson, A., Piketty, T., and Saez, E. (2015). The World Top Incomes Database. url: <http://topincomes.parisschoolofeconomics.eu/>.
- Alvaredo, F., Garinti, B., and Piketty, T. (2015). On the share of inheritance in aggregate wealth Europe and the United States, 1900-2010. url: <http://piketty.pse.ens.fr/files/AlvaredoGarbintiPiketty2015.pdf>.
- Atkinson, A., Piketty, T., and Saez, E. (2011). Top Incomes in the Long Run of History. *Journal of Economic Literature*, Vol. 49(No. 1):3–71.
- Böhm, S., Grossmann, V., and Steger, T.M. (2015). Does expansion of higher education lead to trickle-down growth? *Journal of Public Economics*, Vol. 132: 79–94.
- Cass, D. (1965). Optimum growth in an aggregative model of capital accumulation. *The Review of Economic Studies*, Vol. 32(No. 3):233–240.
- Cervellati, M. and Sunde, U. (2005). Human capital formation, life expectancy, and the process of development. *American Economic Review*, Vol. 95(No. 5):1653–1672.

- Choi, S. M. (2011). How large are learning externalities? *International Economic Review*, Vol. 52(No. 4):1077–1103.
- Cowell, F. (2011). *Measuring Inequality*. Oxford University Press.
- de la Croix, D. and Doepke, M. (2003). Inequality and growth: Why differential fertility matters. *American Economic Review*, Vol. 93:1091–1113.
- de la Croix, D. and Doepke, M. (2004). Public versus private education when fertility differentials matter. *Journal of Development Economics*, Vol. 73:607–629.
- Diamond, P. A. (1965). National debt in a neoclassical growth model. *American Economic Review*, Vol. 55(No. 5):1126–1150.
- Doepke, M. (2004). Accounting for fertility decline during the transition to growth. *Journal of Economic Growth*, Vol. 9:347–383.
- Eichengreen, B., D., P., and K., S. (2012). *From Miracle to Maturity: The Growth of the Korean Economy*. Cambridge, Mass.: Harvard University Press for the Harvard Asia Center.
- Eichengreen, B., Park, D., and K., S. (2013). Growth Slowdowns Redux: New Evidence on the Middle-Income-Trap. NBER Working Paper No. 18673.
- Elsby, M. W. L., Hobijn, B., and Şahin, A. (2013). The Decline of the U.S. Labor Share. *Brookings Papers on Economic Activity*, Fall 2013:1–63.
- Galor, O. (2005). *Handbook of Economic Growth*, chapter 4. “From Stagnation to Growth: Unified Growth Theory”, pages 171–293.
- Galor, O. (2011). *Unified Growth Theory*. Princeton University Press.
- Galor, O. and Moav, O. (2002). Natural selection and the origin of economic growth. *Quarterly Journal of Economics*, Vol. 117:1133–1191.
- Galor, O. and Moav, O. (2006). Das Human-Kapital: A Theory of the Demise of the Class Structure. *The Review of Economic Studies*, Vol. 73(No. 1):85–117.
- Galor, O., Moav, O., and Vollrath, D. (2009). Inequality in Landownership, the Emergence of Human-Capital Promoting Institutions, and the Great Divergence. *The Review of Economic Studies*, Vol. 76:143–179.
- Galor, O. and Tsiddon, D. (1997). Technological Progress, Mobility, and Economic Growth. *The American Economic Review*, Vol. 87(No. 3):363–382.
- Galor, O. and Weil, D. (2000). Population, Technology, and Growth: From Malthusian Stagnation to the Demographic Transition and Beyond. *The American Economic Review*, Vol. 90(No. 4):806–828.

- Galor, O. and Zeira, J. (1993). Income Distribution and Macroeconomics. *The Review of Economic Studies*, Vol. 60(No. 1):35–52.
- Glomm, G. and Ravikumar, B. (1992). Public vs private investment in human capital: Endogenous growth and income inequality. *Journal of Political Economy*, Vol. 100(No. 4):818–834.
- Hansen, G. D. and Prescott, E. C. (2002). Malthus to Solow. *American Economic Review*, Vol. 92(No. 4):1205–1217.
- Jones, C. I. (2001). Was an industrial revolution inevitable? Economic growth over the very long run. *Advances in Macroeconomics*, Vol. 1:1–43.
- Koopmans, T. C. (1965). On the concept of optimal economic growth. In *The Econometric Approach to Development Planning*. Amsterdam: North Holland.
- Lucas, R. E. (1988). On the mechanics of economic development. *Journal of Monetary Economics*, 22:3–42.
- Piketty, T. (2014). *Capital in the Twenty-First Century*. The Belknap Press of Harvard University Press.
- Piketty, T. and Saez, E. (2003). Income Inequality in the United States 1913-1998. *The Quarterly Journal of Economics*, Vol. 118(No. 1):1–39.
- Piketty, T. and Zucman, G. (2015). *Handbook of Income Distribution*, Vol. 2B, chapter 15. “Wealth and Inheritance in the Long Run”, pages 1303–1368.
- Ramsey, F. P. (1928). A mathematical theory of saving. *The Economic Journal*, Vol. 38(No. 152):543–559.
- Solow, R. M. (1956). A contribution to the theory of economic growth. *The Quarterly Journal of Economics*, Vol. 70(No. 1):65–94.
- Strulik, H. (2014). Knowledge and growth in the very long run. *International Economic Review*, Vol. 55(No. 2):459–482.
- Strulik, H., Prettnner, K., and Prskawetz, A. (2013). The past and future of knowledge-based growth. *Journal of Economic Growth*, Vol. 18(No. 4). 411-437.
- Strulik, H. and Weisdorf, J. (2008). Population, food, and knowledge: a simple unified growth theory. *Journal of Economic Growth*, Vol. 13:195–216.
- The Pell Institute (2015). Indicators of higher education equity in the United States. Available at http://www.pellinstitute.org/downloads/publications-Indicators_of_Higher_Education_Equity_in_the_US_45_Year_Trend_Report.pdf.

United States Census Bureau (2015). Educational Attainment. CPS Historical Time Series Tables. Data available at <https://www.census.gov/hhes/socdemo/education/data/cps/historical/>.

Hohenheim Discussion Papers in Business, Economics and Social Sciences

The Faculty of Business, Economics and Social Sciences continues since 2015 the established "FZID Discussion Paper Series" of the "Centre for Research on Innovation and Services (FZID)" under the name "Hohenheim Discussion Papers in Business, Economics and Social Sciences".

Institutes

- 510 Institute of Financial Management
- 520 Institute of Economics
- 530 Institute of Health Care & Public Management
- 540 Institute of Communication Science
- 550 Institute of Law and Social Sciences
- 560 Institute of Economic and Business Education
- 570 Institute of Marketing & Management
- 580 Institute of Interorganisational Management & Performance

Download Hohenheim Discussion Papers in Business, Economics and Social Sciences from our homepage: <https://wiso.uni-hohenheim.de/papers>

Nr.	Autor	Titel	Inst.
01-2015	Thomas Beissinger, Philipp Baudy	THE IMPACT OF TEMPORARY AGENCY WORK ON TRADE UNION WAGE SETTING: A Theoretical Analysis	520
02-2015	Fabian Wahl	PARTICIPATIVE POLITICAL INSTITUTIONS AND CITY DEVELOPMENT 800-1800	520
03-2015	Tommaso Proietti, Martyna Marczak, Gianluigi Mazzi	EUROMIND-D: A DENSITY ESTIMATE OF MONTHLY GROSS DOMESTIC PRODUCT FOR THE EURO AREA	520
04-2015	Thomas Beissinger, Nathalie Chusseau, Joël Hellier	OFFSHORING AND LABOUR MARKET REFORMS: MODELLING THE GERMAN EXPERIENCE	520
05-2015	Matthias Mueller, Kristina Bogner, Tobias Buchmann, Muhamed Kudic	SIMULATING KNOWLEDGE DIFFUSION IN FOUR STRUCTURALLY DISTINCT NETWORKS – AN AGENT-BASED SIMULATION MODEL	520
06-2015	Martyna Marczak, Thomas Beissinger	BIDIRECTIONAL RELATIONSHIP BETWEEN INVESTOR SENTIMENT AND EXCESS RETURNS: NEW EVIDENCE FROM THE WAVELET PERSPECTIVE	520
07-2015	Peng Nie, Galit Nimrod, Alfonso Sousa-Poza	INTERNET USE AND SUBJECTIVE WELL-BEING IN CHINA	530
08-2015	Fabian Wahl	THE LONG SHADOW OF HISTORY ROMAN LEGACY AND ECONOMIC DEVELOPMENT – EVIDENCE FROM THE GERMAN LIMES	520
09-2015	Peng Nie, Alfonso Sousa-Poza	COMMUTE TIME AND SUBJECTIVE WELL-BEING IN URBAN CHINA	530

Nr.	Autor	Titel	Inst.
10-2015	Kristina Bogner	THE EFFECT OF PROJECT FUNDING ON INNOVATIVE PERFORMANCE AN AGENT-BASED SIMULATION MODEL	520
11-2015	Bogang Jun, Tai-Yoo Kim	A NEO-SCHUMPETERIAN PERSPECTIVE ON THE ANALYTICAL MACROECONOMIC FRAMEWORK: THE EXPANDED REPRODUCTION SYSTEM	520
12-2015	Volker Grossmann Aderonke Osikominu Marius Osterfeld	ARE SOCIOCULTURAL FACTORS IMPORTANT FOR STUDYING A SCIENCE UNIVERSITY MAJOR?	520
13-2015	Martyna Marczak Tommaso Proietti Stefano Grassi	A DATA-CLEANING AUGMENTED KALMAN FILTER FOR ROBUST ESTIMATION OF STATE SPACE MODELS	520
14-2015	Carolina Castagnetti Luisa Rosti Marina Töpfer	THE REVERSAL OF THE GENDER PAY GAP AMONG PUBLIC-CONTEST SELECTED YOUNG EMPLOYEES	520
15-2015	Alexander Opitz	DEMOCRATIC PROSPECTS IN IMPERIAL RUSSIA: THE REVOLUTION OF 1905 AND THE POLITICAL STOCK MARKET	520
01-2016	Michael Ahlheim, Jan Neidhardt	NON-TRADING BEHAVIOUR IN CHOICE EXPERIMENTS	520
02-2016	Bogang Jun, Alexander Gerybadze, Tai-Yoo Kim	THE LEGACY OF FRIEDRICH LIST: THE EXPANSIVE REPRODUCTION SYSTEM AND THE KOREAN HISTORY OF INDUSTRIALIZATION	520
03-2016	Peng Nie, Alfonso Sousa-Poza	FOOD INSECURITY AMONG OLDER EUROPEANS: EVIDENCE FROM THE SURVEY OF HEALTH, AGEING, AND RETIREMENT IN EUROPE	530
04-2016	Peter Spahn	POPULATION GROWTH, SAVING, INTEREST RATES AND STAGNATION. DISCUSSING THE EGGERTSSON-MEHROTRA-MODEL	520
05-2016	Vincent Dekker, Kristina Strohmaier, Nicole Bosch	A DATA-DRIVEN PROCEDURE TO DETERMINE THE BUNCHING WINDOW – AN APPLICATION TO THE NETHERLANDS	520
06-2016	Philipp Baudy, Dario Cords	DEREGULATION OF TEMPORARY AGENCY EMPLOYMENT IN A UNIONIZED ECONOMY: DOES THIS REALLY LEAD TO A SUBSTITUTION OF REGULAR EMPLOYMENT?	520
07-2016	Robin Jessen, Davud Rostam-Afschar, Sebastian Schmitz	HOW IMPORTANT IS PRECAUTIONARY LABOR SUPPLY?	520
08-2016	Peng Nie, Alfonso Sousa-Poza, Jianhong Xue	FUEL FOR LIFE: DOMESTIC COOKING FUELS AND WOMEN'S HEALTH IN RURAL CHINA	530

Nr.	Autor	Titel	Inst.
09-2016	Bogang Jun, Seung Kyu-Yi, Tobias Buchmann, Matthias Müller	THE CO-EVOLUTION OF INNOVATION NETWORKS: COLLABORATION BETWEEN WEST AND EAST GERMANY FROM 1972 TO 2014	520
10-2016	Vladan Ivanovic, Vadim Kufenko, Boris Begovic Nenad Stanisic, Vincent Geloso	CONTINUITY UNDER A DIFFERENT NAME. THE OUTCOME OF PRIVATISATION IN SERBIA	520
11-2016	David E. Bloom Michael Kuhn Klaus Prettnner	THE CONTRIBUTION OF FEMALE HEALTH TO ECONOMIC DEVELOPMENT	520
12-2016	Franz X. Hof Klaus Prettnner	THE QUEST FOR STATUS AND R&D-BASED GROWTH	520
13-2016	Jung-In Yeon Andreas Pyka Tai-Yoo Kim	STRUCTURAL SHIFT AND INCREASING VARIETY IN KOREA, 1960–2010: EMPIRICAL EVIDENCE OF THE ECONOMIC DEVELOPMENT MODEL BY THE CREATION OF NEW SECTORS	520
14-2016	Benjamin Fuchs	THE EFFECT OF TEENAGE EMPLOYMENT ON CHARACTER SKILLS, EXPECTATIONS AND OCCUPATIONAL CHOICE STRATEGIES	520
15-2016	Seung-Kyu Yi Bogang Jun	HAS THE GERMAN REUNIFICATION STRENGTHENED GERMANY'S NATIONAL INNOVATION SYSTEM? TRIPLE HELIX DYNAMICS OF GERMANY'S INNOVATION SYSTEM	520
16-2016	Gregor Pfeifer Fabian Wahl Martyna Marczak	ILLUMINATING THE WORLD CUP EFFECT: NIGHT LIGHTS EVIDENCE FROM SOUTH AFRICA	520
17-2016	Malte Klein Andreas Sauer	CELEBRATING 30 YEARS OF INNOVATION SYSTEM RESEARCH: WHAT YOU NEED TO KNOW ABOUT INNOVATION SYSTEMS	570
18-2016	Klaus Prettnner	THE IMPLICATIONS OF AUTOMATION FOR ECONOMIC GROWTH AND THE LABOR SHARE	520
19-2016	Klaus Prettnner Andreas Schaefer	HIGHER EDUCATION AND THE FALL AND RISE OF INEQUALITY	520

FZID Discussion Papers

(published 2009-2014)

Competence Centers

IK	Innovation and Knowledge
ICT	Information Systems and Communication Systems
CRFM	Corporate Finance and Risk Management
HCM	Health Care Management
CM	Communication Management
MM	Marketing Management
ECO	Economics

Download FZID Discussion Papers from our homepage: https://wiso.uni-hohenheim.de/archiv_fzid_papers

Nr.	Autor	Titel	CC
01-2009	Julian P. Christ	NEW ECONOMIC GEOGRAPHY RELOADED: Localized Knowledge Spillovers and the Geography of Innovation	IK
02-2009	André P. Slowak	MARKET FIELD STRUCTURE & DYNAMICS IN INDUSTRIAL AUTOMATION	IK
03-2009	Pier Paolo Saviotti, Andreas Pyka	GENERALIZED BARRIERS TO ENTRY AND ECONOMIC DEVELOPMENT	IK
04-2009	Uwe Focht, Andreas Richter and Jörg Schiller	INTERMEDIATION AND MATCHING IN INSURANCE MARKETS	HCM
05-2009	Julian P. Christ, André P. Slowak	WHY BLU-RAY VS. HD-DVD IS NOT VHS VS. BETAMAX: THE CO-EVOLUTION OF STANDARD-SETTING CONSORTIA	IK
06-2009	Gabriel Felbermayr, Mario Larch and Wolfgang Lechthaler	UNEMPLOYMENT IN AN INTERDEPENDENT WORLD	ECO
07-2009	Steffen Otterbach	MISMATCHES BETWEEN ACTUAL AND PREFERRED WORK TIME: Empirical Evidence of Hours Constraints in 21 Countries	HCM
08-2009	Sven Wydra	PRODUCTION AND EMPLOYMENT IMPACTS OF NEW TECHNOLOGIES – ANALYSIS FOR BIOTECHNOLOGY	IK
09-2009	Ralf Richter, Jochen Streb	CATCHING-UP AND FALLING BEHIND KNOWLEDGE SPILLOVER FROM AMERICAN TO GERMAN MACHINE TOOL MAKERS	IK

Nr.	Autor	Titel	CC
10-2010	Rahel Aichele, Gabriel Felbermayr	KYOTO AND THE CARBON CONTENT OF TRADE	ECO
11-2010	David E. Bloom, Alfonso Sousa-Poza	ECONOMIC CONSEQUENCES OF LOW FERTILITY IN EUROPE	HCM
12-2010	Michael Ahlheim, Oliver Frör	DRINKING AND PROTECTING – A MARKET APPROACH TO THE PRESERVATION OF CORK OAK LANDSCAPES	ECO
13-2010	Michael Ahlheim, Oliver Frör, Antonia Heinke, Nguyen Minh Duc, and Pham Van Dinh	LABOUR AS A UTILITY MEASURE IN CONTINGENT VALUATION STUDIES – HOW GOOD IS IT REALLY?	ECO
14-2010	Julian P. Christ	THE GEOGRAPHY AND CO-LOCATION OF EUROPEAN TECHNOLOGY-SPECIFIC CO-INVENTORSHIP NETWORKS	IK
15-2010	Harald Degner	WINDOWS OF TECHNOLOGICAL OPPORTUNITY DO TECHNOLOGICAL BOOMS INFLUENCE THE RELATIONSHIP BETWEEN FIRM SIZE AND INNOVATIVENESS?	IK
16-2010	Tobias A. Jopp	THE WELFARE STATE EVOLVES: GERMAN KNAPPSCHAFTEN, 1854-1923	HCM
17-2010	Stefan Kirn (Ed.)	PROCESS OF CHANGE IN ORGANISATIONS THROUGH eHEALTH	ICT
18-2010	Jörg Schiller	ÖKONOMISCHE ASPEKTE DER ENTLOHNUNG UND REGULIERUNG UNABHÄNGIGER VERSICHERUNGSVERMITTLER	HCM
19-2010	Frauke Lammers, Jörg Schiller	CONTRACT DESIGN AND INSURANCE FRAUD: AN EXPERIMENTAL INVESTIGATION	HCM
20-2010	Martyna Marczak, Thomas Beissinger	REAL WAGES AND THE BUSINESS CYCLE IN GERMANY	ECO
21-2010	Harald Degner, Jochen Streb	FOREIGN PATENTING IN GERMANY, 1877-1932	IK
22-2010	Heiko Stüber, Thomas Beissinger	DOES DOWNWARD NOMINAL WAGE RIGIDITY DAMPEN WAGE INCREASES?	ECO
23-2010	Mark Spoerer, Jochen Streb	GUNS AND BUTTER – BUT NO MARGARINE: THE IMPACT OF NAZI ECONOMIC POLICIES ON GERMAN FOOD CONSUMPTION, 1933-38	ECO

Nr.	Autor	Titel	CC
24-2011	Dhammika Dharmapala, Nadine Riedel	EARNINGS SHOCKS AND TAX-MOTIVATED INCOME-SHIFTING: EVIDENCE FROM EUROPEAN MULTINATIONALS	ECO
25-2011	Michael Schuele, Stefan Kirn	QUALITATIVES, RÄUMLICHES SCHLIEßEN ZUR KOLLISIONSERKENNUNG UND KOLLISIONSVERMEIDUNG AUTONOMER BDI-AGENTEN	ICT
26-2011	Marcus Müller, Guillaume Stern, Ansgar Jacob and Stefan Kirn	VERHALTENSMODELLE FÜR SOFTWAREAGENTEN IM PUBLIC GOODS GAME	ICT
27-2011	Monnet Benoit, Patrick Gbakoua and Alfonso Sousa-Poza	ENGEL CURVES, SPATIAL VARIATION IN PRICES AND DEMAND FOR COMMODITIES IN CÔTE D'IVOIRE	ECO
28-2011	Nadine Riedel, Hannah Schildberg- Hörisch	ASYMMETRIC OBLIGATIONS	ECO
29-2011	Nicole Waidlein	CAUSES OF PERSISTENT PRODUCTIVITY DIFFERENCES IN THE WEST GERMAN STATES IN THE PERIOD FROM 1950 TO 1990	IK
30-2011	Dominik Hartmann, Atilio Arata	MEASURING SOCIAL CAPITAL AND INNOVATION IN POOR AGRICULTURAL COMMUNITIES. THE CASE OF CHÁPARRA - PERU	IK
31-2011	Peter Spahn	DIE WÄHRUNGSKRISEUNION DIE EURO-VERSCHULDUNG DER NATIONALSTAATEN ALS SCHWACHSTELLE DER EWU	ECO
32-2011	Fabian Wahl	DIE ENTWICKLUNG DES LEBENSSTANDARDS IM DRITTEN REICH – EINE GLÜCKSÖKONOMISCHE PERSPEKTIVE	ECO
33-2011	Giorgio Triulzi, Ramon Scholz and Andreas Pyka	R&D AND KNOWLEDGE DYNAMICS IN UNIVERSITY-INDUSTRY RELATIONSHIPS IN BIOTECH AND PHARMACEUTICALS: AN AGENT-BASED MODEL	IK
34-2011	Claus D. Müller- Hengstenberg, Stefan Kirn	ANWENDUNG DES ÖFFENTLICHEN VERGABERECHTS AUF MODERNE IT SOFTWAREENTWICKLUNGSVERFAHREN	ICT
35-2011	Andreas Pyka	AVOIDING EVOLUTIONARY INEFFICIENCIES IN INNOVATION NETWORKS	IK
36-2011	David Bell, Steffen Otterbach and Alfonso Sousa-Poza	WORK HOURS CONSTRAINTS AND HEALTH	HCM
37-2011	Lukas Scheffknecht, Felix Geiger	A BEHAVIORAL MACROECONOMIC MODEL WITH ENDOGENOUS BOOM-BUST CYCLES AND LEVERAGE DYNAMICS	ECO
38-2011	Yin Krogmann, Ulrich Schwalbe	INTER-FIRM R&D NETWORKS IN THE GLOBAL PHARMACEUTICAL BIOTECHNOLOGY INDUSTRY DURING 1985–1998: A CONCEPTUAL AND EMPIRICAL ANALYSIS	IK

Nr.	Autor	Titel	CC
39-2011	Michael Ahlheim, Tobias Börger and Oliver Frör	RESPONDENT INCENTIVES IN CONTINGENT VALUATION: THE ROLE OF RECIPROCITY	ECO
40-2011	Tobias Börger	A DIRECT TEST OF SOCIALLY DESIRABLE RESPONDING IN CONTINGENT VALUATION INTERVIEWS	ECO
41-2011	Ralf Rukwid, Julian P. Christ	QUANTITATIVE CLUSTERIDENTIFIKATION AUF EBENE DER DEUTSCHEN STADT- UND LANDKREISE (1999-2008)	IK

Nr.	Autor	Titel	CC
42-2012	Benjamin Schön, Andreas Pyka	A TAXONOMY OF INNOVATION NETWORKS	IK
43-2012	Dirk Foremny, Nadine Riedel	BUSINESS TAXES AND THE ELECTORAL CYCLE	ECO
44-2012	Gisela Di Meglio, Andreas Pyka and Luis Rubalcaba	VARIETIES OF SERVICE ECONOMIES IN EUROPE	IK
45-2012	Ralf Rukwid, Julian P. Christ	INNOVATIONSPOTENTIALE IN BADEN-WÜRTTEMBERG: PRODUKTIONSCLUSTER IM BEREICH „METALL, ELEKTRO, IKT“ UND REGIONALE VERFÜGBARKEIT AKADEMISCHER FACHKRÄFTE IN DEN MINT-FÄCHERN	IK
46-2012	Julian P. Christ, Ralf Rukwid	INNOVATIONSPOTENTIALE IN BADEN-WÜRTTEMBERG: BRANCHENSPEZIFISCHE FORSCHUNGS- UND ENTWICKLUNGSAKTIVITÄT, REGIONALES PATENTAUFKOMMEN UND BESCHÄFTIGUNGSSTRUKTUR	IK
47-2012	Oliver Sauter	ASSESSING UNCERTAINTY IN EUROPE AND THE US - IS THERE A COMMON FACTOR?	ECO
48-2012	Dominik Hartmann	SEN MEETS SCHUMPETER. INTRODUCING STRUCTURAL AND DYNAMIC ELEMENTS INTO THE HUMAN CAPABILITY APPROACH	IK
49-2012	Harold Paredes- Frigolett, Andreas Pyka	DISTAL EMBEDDING AS A TECHNOLOGY INNOVATION NETWORK FORMATION STRATEGY	IK
50-2012	Martyna Marczak, Víctor Gómez	CYCLICALITY OF REAL WAGES IN THE USA AND GERMANY: NEW INSIGHTS FROM WAVELET ANALYSIS	ECO
51-2012	André P. Slowak	DIE DURCHSETZUNG VON SCHNITTSTELLEN IN DER STANDARDSETZUNG: FALLBEISPIEL LADESYSYSTEM ELEKTROMOBILITÄT	IK
52-2012	Fabian Wahl	WHY IT MATTERS WHAT PEOPLE THINK - BELIEFS, LEGAL ORIGINS AND THE DEEP ROOTS OF TRUST	ECO
53-2012	Dominik Hartmann, Micha Kaiser	STATISTISCHER ÜBERBLICK DER TÜRKISCHEN MIGRATION IN BADEN-WÜRTTEMBERG UND DEUTSCHLAND	IK
54-2012	Dominik Hartmann, Andreas Pyka, Seda Aydin, Lena Klauß, Fabian Stahl, Ali Santircioglu, Silvia Oberegelsbacher, Sheida Rashidi, Gaye Onan and Suna Erginkoç	IDENTIFIZIERUNG UND ANALYSE DEUTSCH-TÜRKISCHER INNOVATIONSNETZWERKE. ERSTE ERGEBNISSE DES TGIN- PROJEKTES	IK
55-2012	Michael Ahlheim, Tobias Börger and Oliver Frör	THE ECOLOGICAL PRICE OF GETTING RICH IN A GREEN DESERT: A CONTINGENT VALUATION STUDY IN RURAL SOUTHWEST CHINA	ECO

Nr.	Autor	Titel	CC
56-2012	Matthias Strifler Thomas Beissinger	FAIRNESS CONSIDERATIONS IN LABOR UNION WAGE SETTING – A THEORETICAL ANALYSIS	ECO
57-2012	Peter Spahn	INTEGRATION DURCH WÄHRUNGSUNION? DER FALL DER EURO-ZONE	ECO
58-2012	Sibylle H. Lehmann	TAKING FIRMS TO THE STOCK MARKET: IPOS AND THE IMPORTANCE OF LARGE BANKS IN IMPERIAL GERMANY 1896-1913	ECO
59-2012	Sibylle H. Lehmann, Philipp Hauber and Alexander Opitz	POLITICAL RIGHTS, TAXATION, AND FIRM VALUATION – EVIDENCE FROM SAXONY AROUND 1900	ECO
60-2012	Martyna Marczak, Víctor Gómez	SPECTRAN, A SET OF MATLAB PROGRAMS FOR SPECTRAL ANALYSIS	ECO
61-2012	Theresa Lohse, Nadine Riedel	THE IMPACT OF TRANSFER PRICING REGULATIONS ON PROFIT SHIFTING WITHIN EUROPEAN MULTINATIONALS	ECO

Nr.	Autor	Titel	CC
62-2013	Heiko Stüber	REAL WAGE CYCLICALITY OF NEWLY HIRED WORKERS	ECO
63-2013	David E. Bloom, Alfonso Sousa-Poza	AGEING AND PRODUCTIVITY	HCM
64-2013	Martyna Marczak, V́ctor G3mez	MONTHLY US BUSINESS CYCLE INDICATORS: A NEW MULTIVARIATE APPROACH BASED ON A BAND-PASS FILTER	ECO
65-2013	Dominik Hartmann, Andreas Pyka	INNOVATION, ECONOMIC DIVERSIFICATION AND HUMAN DEVELOPMENT	IK
66-2013	Christof Ernst, Katharina Richter and Nadine Riedel	CORPORATE TAXATION AND THE QUALITY OF RESEARCH AND DEVELOPMENT	ECO
67-2013	Michael Ahlheim, Oliver Fr3r, Jiang Tong, Luo Jing and Sonna Pelz	NONUSE VALUES OF CLIMATE POLICY - AN EMPIRICAL STUDY IN XINJIANG AND BEIJING	ECO
68-2013	Michael Ahlheim, Friedrich Schneider	CONSIDERING HOUSEHOLD SIZE IN CONTINGENT VALUATION STUDIES	ECO
69-2013	Fabio Bertoni, Tereza Tykvov3	WHICH FORM OF VENTURE CAPITAL IS MOST SUPPORTIVE OF INNOVATION? EVIDENCE FROM EUROPEAN BIOTECHNOLOGY COMPANIES	CFRM
70-2013	Tobias Buchmann, Andreas Pyka	THE EVOLUTION OF INNOVATION NETWORKS: THE CASE OF A GERMAN AUTOMOTIVE NETWORK	IK
71-2013	B. Vermeulen, A. Pyka, J. A. La Poutr3 and A. G. de Kok	CAPABILITY-BASED GOVERNANCE PATTERNS OVER THE PRODUCT LIFE-CYCLE	IK
72-2013	Beatriz Fabiola L3pez Ulloa, Valerie M3ller and Alfonso Sousa- Poza	HOW DOES SUBJECTIVE WELL-BEING EVOLVE WITH AGE? A LITERATURE REVIEW	HCM
73-2013	Wencke Gwozdz, Alfonso Sousa-Poza, Lucia A. Reisch, Wolfgang Ahrens, Stefaan De Henauw, Gabriele Eiben, Juan M. Fern3ndez-Alvira, Charalampos Hadjigeorgiou, Eva Kov3cs, Fabio Lauria, Toomas Veidebaum, Garrath Williams, Karin Bammann	MATERNAL EMPLOYMENT AND CHILDHOOD OBESITY – A EUROPEAN PERSPECTIVE	HCM

Nr.	Autor	Titel	CC
74-2013	Andreas Haas, Annette Hofmann	RISIKEN AUS CLOUD-COMPUTING-SERVICES: FRAGEN DES RISIKOMANAGEMENTS UND ASPEKTE DER VERSICHERBARKEIT	HCM
75-2013	Yin Krogmann, Nadine Riedel and Ulrich Schwalbe	INTER-FIRM R&D NETWORKS IN PHARMACEUTICAL BIOTECHNOLOGY: WHAT DETERMINES FIRM'S CENTRALITY-BASED PARTNERING CAPABILITY?	ECO, IK
76-2013	Peter Spahn	MACROECONOMIC STABILISATION AND BANK LENDING: A SIMPLE WORKHORSE MODEL	ECO
77-2013	Sheida Rashidi, Andreas Pyka	MIGRATION AND INNOVATION – A SURVEY	IK
78-2013	Benjamin Schön, Andreas Pyka	THE SUCCESS FACTORS OF TECHNOLOGY-SOURCING THROUGH MERGERS & ACQUISITIONS – AN INTUITIVE META- ANALYSIS	IK
79-2013	Irene Prostoplow, Andreas Pyka and Barbara Heller-Schuh	TURKISH-GERMAN INNOVATION NETWORKS IN THE EUROPEAN RESEARCH LANDSCAPE	IK
80-2013	Eva Schlenker, Kai D. Schmid	CAPITAL INCOME SHARES AND INCOME INEQUALITY IN THE EUROPEAN UNION	ECO
81-2013	Michael Ahlheim, Tobias Börger and Oliver Frör	THE INFLUENCE OF ETHNICITY AND CULTURE ON THE VALUATION OF ENVIRONMENTAL IMPROVEMENTS – RESULTS FROM A CVM STUDY IN SOUTHWEST CHINA –	ECO
82-2013	Fabian Wahl	DOES MEDIEVAL TRADE STILL MATTER? HISTORICAL TRADE CENTERS, AGGLOMERATION AND CONTEMPORARY ECONOMIC DEVELOPMENT	ECO
83-2013	Peter Spahn	SUBPRIME AND EURO CRISIS: SHOULD WE BLAME THE ECONOMISTS?	ECO
84-2013	Daniel Guffarth, Michael J. Barber	THE EUROPEAN AEROSPACE R&D COLLABORATION NETWORK	IK
85-2013	Athanasios Saitis	KARTELLBEKÄMPFUNG UND INTERNE KARTELLSTRUKTUREN: EIN NETZWERKTHEORETISCHER ANSATZ	IK

Nr.	Autor	Titel	CC
86-2014	Stefan Kirn, Claus D. Müller-Hengstenberg	INTELLIGENTE (SOFTWARE-)AGENTEN: EINE NEUE HERAUSFORDERUNG FÜR DIE GESELLSCHAFT UND UNSER RECHTSSYSTEM?	ICT
87-2014	Peng Nie, Alfonso Sousa-Poza	MATERNAL EMPLOYMENT AND CHILDHOOD OBESITY IN CHINA: EVIDENCE FROM THE CHINA HEALTH AND NUTRITION SURVEY	HCM
88-2014	Steffen Otterbach, Alfonso Sousa-Poza	JOB INSECURITY, EMPLOYABILITY, AND HEALTH: AN ANALYSIS FOR GERMANY ACROSS GENERATIONS	HCM
89-2014	Carsten Burhop, Sibylle H. Lehmann-Hasemeyer	THE GEOGRAPHY OF STOCK EXCHANGES IN IMPERIAL GERMANY	ECO
90-2014	Martyna Marczak, Tommaso Proietti	OUTLIER DETECTION IN STRUCTURAL TIME SERIES MODELS: THE INDICATOR SATURATION APPROACH	ECO
91-2014	Sophie Urmetzer, Andreas Pyka	VARIETIES OF KNOWLEDGE-BASED BIOECONOMIES	IK
92-2014	Bogang Jun, Joongho Lee	THE TRADEOFF BETWEEN FERTILITY AND EDUCATION: EVIDENCE FROM THE KOREAN DEVELOPMENT PATH	IK
93-2014	Bogang Jun, Tai-Yoo Kim	NON-FINANCIAL HURDLES FOR HUMAN CAPITAL ACCUMULATION: LANDOWNERSHIP IN KOREA UNDER JAPANESE RULE	IK
94-2014	Michael Ahlheim, Oliver Frör, Gerhard Langenberger and Sonna Pelz	CHINESE URBANITES AND THE PRESERVATION OF RARE SPECIES IN REMOTE PARTS OF THE COUNTRY – THE EXAMPLE OF EAGLEWOOD	ECO
95-2014	Harold Paredes-Frigolett, Andreas Pyka, Javier Pereira and Luiz Flávio Autran Monteiro Gomes	RANKING THE PERFORMANCE OF NATIONAL INNOVATION SYSTEMS IN THE IBERIAN PENINSULA AND LATIN AMERICA FROM A NEO-SCHUMPETERIAN ECONOMICS PERSPECTIVE	IK
96-2014	Daniel Guffarth, Michael J. Barber	NETWORK EVOLUTION, SUCCESS, AND REGIONAL DEVELOPMENT IN THE EUROPEAN AEROSPACE INDUSTRY	IK

IMPRINT

University of Hohenheim

Dean's Office of the Faculty of Business, Economics and Social Sciences

Palace Hohenheim 1 B

70593 Stuttgart | Germany

Fon +49 (0)711 459 22488

Fax +49 (0)711 459 22785

E-mail wiso@uni-hohenheim.de

Web www.wiso.uni-hohenheim.de